

HONDA
The Power of Dreams



THE NEW

AMAZE



EMBRACE CHANGE WITH THE NEW,
ADVANCED **AMAZE**

STYLISH, REFINED

& REDESIGNED

The Honda Amaze range has had a facelift, boasting a range of new features and redesigned with style in mind. With a variety of new features, you will not be disappointed, from an advanced infotainment system to the improved exterior design.

CONTENTS

- 04** Exterior Design
- 06** Interior Design
- 08** Safety
- 10** Model Line-up
- 12** Seats & Colours
- 14** Specifications & Features



A FRESH,

NEW LOOK

Every angle of the Honda Amaze was specifically chosen to leave a lasting impression. The aggressive front, imposing shape and sculpted contours all come together to create a bold, solid and fresh design.

Replacing the signature 'solid wing face' of the original model with a brand new front grille is one significant improvement we have made to the exterior design. This creates a more pleasing look for the front end.



Additionally, to create a further exterior differentiation from the Trend, the Comfort now gains 15" diamond-cut alloy wheels and LED front-fog lights. The new Amaze features a revised rear bumper with a modern chrome accent adding a stylish note, whilst incorporating LED tail lights.



EXPERIENCE

A NEW SENSE OF CONFIDENCE

The feeling in the driver's seat of the new Amaze is one of confidence and control. The interior was designed for comfort and a premium cabin feel. Everything is within reach thanks to the aesthetically designed dashboard with a multi-function steering wheel, paddle shift, as well as audio and hands-free connectivity.

The latest Amaze interior was designed to be spacious. The contours on the front seat create a comfortable driving experience. The rear seats have been designed in a more relaxed position and are

accompanied by a cushioned armrest with integrated cupholders to ensure that your passengers will travel in style and comfort.

Both the Comfort and Trend come standard with full-black interior upholstery. The Comfort features a 7" touchscreen infotainment system with Android Auto and Apple CarPlay compatibility, keeping you connected. For added convenience, the infotainment system in the Comfort incorporates a reverse parking camera, with rear park distance control now standard across the range.



SAFETY

IS OUR PRIORITY

The safety of the car, as well as the people inside of it, are always a priority. The refined Amaze has been designed to go the extra mile, ensuring the safety of its passengers.



ANTI-WHIPLASH FRONT HEAD RESTRAINTS

In the event of a collision, anti-whiplash front head restraints and 3-point ELR seatbelts help keep passengers safe and secure

ISOFIX CHILD SEAT ANCHORS

Located in the back seat to ensure child safety seats are secured

AIRBAGS

Dual front SRS airbags



*AUTO-LOCKING DOORS

Peace of mind comes with knowing that all doors will lock once the vehicle begins to move

STANDARD ACE™ BODY STRUCTURE

The 42% high tensile steel body structure dispenses energy across the frame and away from the vehicles occupants

BRAKING

Anti-lock Braking System (ABS)
Electronic Brakeforce Distribution (EBD)

MODEL

LINE-UP



TREND

1.2 i-VTEC
5MT transmission

- Dual front airbags
- ABS with EBD
- ISOFix child seat anchors
- 15" Alloy wheels
- Rear parking sensors
- FR & RR electric windows
- Multi-function steering wheel
- Manual air-conditioning
- 4 x Speaker audio system
- Bluetooth® Hands Free Technology
- USB connectivity
- 12V Accessory socket
- Rear armrest with cupholders
- Electric Mirrors



COMFORT

1.2 i-VTEC
5MT transmission

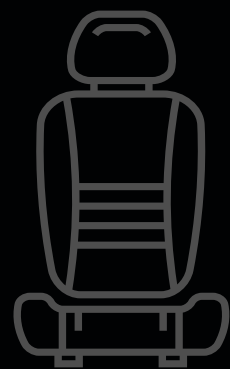
In addition to the Trend,
the Comfort includes:

- Automatic air-conditioning
- Front fog lights
- Rear parking sensors
- Auto door locking
- Body-coloured door handles and side mirrors
- Halogen headlights
- 7" Infotainment system
- Apple CarPlay & Android Auto Compatibility

1.2 i-VTEC
CVT transmission

In addition to the Comfort MT, the Comfort
CVT includes:

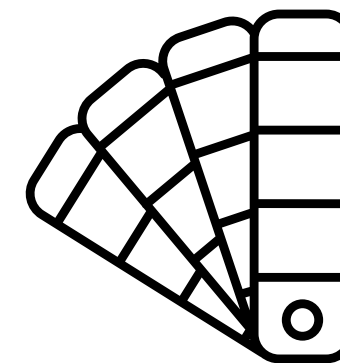
- Paddle shift gear selector



LUXURIOUS

COMFORT

The cabin of the new Amaze extends the external beauty inside. Experience the delightful play of plush interiors and a spacious design. Appreciate the premium stitching on the seats and the luxurious ergonomics of the elegantly laid-out cockpit.



COLOUR

OPTIONS

The colour of your car is important to you, so it's important to us. With an updated range of colours to choose from, there is always one to suit your style and preferences.




Platinum White Pearl



Lunar Silver Metallic



Radiant Red Metallic



Meteoroid Grey Metallic

SPECIFICATIONS

1.2 TREND 5MT		1.2 COMFORT 5MT	1.2 COMFORT CVT
ENGINE			
Type	SOHC i-VTEC 16V Inline 4	SOHC i-VTEC 16V Inline 4	SOHC i-VTEC 16V Inline 4
Displacement (cm³)	1199	1199	1199
Fuel supply system	PGM-Fi (Programmed Fuel Injection)	PGM-Fi (Programmed Fuel Injection)	PGM-Fi (Programmed Fuel Injection)
Power (kW @ r/min)	66 / 6000	66 / 6000	66 / 6000
Torque (Nm @ r/min)	110 / 4800	110 / 4800	110 / 4800
Compression Ratio	10,1	10,1	10,1
Bore & Stroke (mm)	73.0 x 71.6	73.0 x 71.6	73.0 x 71.6
CO2 Emmissions (g/km)	133	133	135
Fuel Type	Unleaded Petrol	Unleaded Petrol	Unleaded Petrol
PERFORMANCE			
Acceleration (0-100km/h)	12,3	12,3	13,5
Maximum speed (km/h)	150	150	150
Fuel consumption (93/116/EC) - Combined (l/100km)	5,6	5,6	5,7
SUSPENSION & STEERING			
Front Axle	McPherson Strut	McPherson Strut	McPherson Strut
Rear Axle	Torsion Beam	Torsion Beam	Torsion Beam
Steering - Type	Electric Power Steering	Electric Power Steering	Electric Power Steering
- Turn, Lock to Lock	3.46	3.46	3.46
BRAKES			
Suspension Type - Front	240mm Ventilated Disc	240mm Ventilated Disc	240mm Ventilated Disc
- Rear	180mm Drum	180mm Drum	180mm Drum
WHEELS & TYRES			
Wheel Size - Front & Rear	15" x 5J	15" x 5J	15" x 5J
Wheel Type	Alloy	Alloy	Alloy
Tyre Size - Front & Rear	175/65R15	175/65R15	175/65R15
Spare Wheel - Wheel Size	175/70R14 Steel	175/70R14 Steel	175/70R14 Steel
DIMENSIONS & CAPACITIES			
Length Overall (mm)	3995	3995	3995
Width Overall (mm)	1695	1695	1695
Height Overall (mm)	1501	1501	1501
Wheelbase (mm)	2470	2470	2470
Track / Tread (mm) - Front	1496	1496	1496
- Rear	1487	1487	1487
Ground Clearance (mm)	170	170	170
Tare Mass / Kerb Mass (kg)	922	929	954
Gross Vehicle Mass (GVM) (kg)	1360	1360	1380
Seat up (litres, VDA)	420	420	420
Fuel Tank Capacity (l)	35	35	35
EXTERIOR			
Styling			
Door Handles	Black	Body Coloured	Body Coloured
Exterior Chrome Detailing	•	•	•
Electric Side Mirrors	•	•	•
Mud Guards - Front & Rear	-	•	•
Lights			
Headlight Type	Halogen	Halogen	Halogen
Headlight Adjuster	Manual	Manual	Manual
Fog Light type	-	LED	LED
Tail Lights	LED	LED	LED

1.2 TREND 5MT		1.2 COMFORT 5MT	1.2 COMFORT CVT
COMFORT & CONVENIENCE			
Seating & Interior Styling			
Seat Upholstery (Black)	Full Fabric	Full Fabric with Stitching	Full Fabric with Stitching
Manual Height Adjust (Driver)	•	•	•
Steering Wheel	Urethane	Urethane	Urethane
Seat-Back Pockets - Driver & Passenger	•	•	•
Armrests	•	•	•
Entertainment			
Infotainment System	Radio AM/FM with MP3	7" Touchscreen Audio	7" Touchscreen Audio
Android Auto & Apple CarPlay Compatibility	-	•	•
Speakers - Front & Rear	x 4	x 4	x 4
USB Connection	x 1	x 2	x 2
Bluetooth® Audio Streaming	•	•	•
12V Accessory Socket	•	•	•
Instruments & Controls			
Air Conditioning	Manual	Automatic	Automatic
Electric Windows	All	All	All
Multi-Function Steering Wheel	•	•	•
Steering Paddle-Shift Gear Selector	-	-	•
Tilt Steering Wheel Adjustment	•	•	•
Engine Start System	Key	Key	Key
SAFETY			
Active Safety			
Anti-lock Braking System (ABS)	•	•	•
Electronic Brake-Force Distribution (EBD)	•	•	•
High-mounted Brake Light	•	•	•
Rear View Parking Camera	-	•	•
Rear Parking Sensors	•	•	•
Passive Safety			
Front SRS Airbag System (x2)	•	•	•
ELR 3-Point Seat Belts - Front & Rear	•	•	•
ISOFix Child Seat Anchors	•	•	•
SECURITY			
Central Locking	•	•	•
ECU Immobiliser	•	•	•
Auto Door Locking	-	•	•
AFTER SALES			
Warranty (km)	5-years / 200,000km	5-years / 200,000km	5-years / 200,000km
Service Plan (km)	2-years / 30,000km	2-years / 30,000km	2-years / 30,000km
Service Intervals (km)	15,000km	15,000km	15,000km
AA Roadside Assist	3 Years	3 Years	3 Years

HONDA

The Power of Dreams

Indicated CO₂ and fuel consumption figures quoted are obtained when testing the vehicle in line with the compulsory requirements of SANS 20083 and therefore may not necessarily be achieved under day-to-day driving conditions. Actual fuel consumption figures may be influenced by a range of factors, including but not limited to vehicle maintenance, driving style and behaviour. Fuel consumption may be further affected by the environmental factors and conditions under which the vehicle is operated including altitude, road condition and traffic flow. The figures used in this guide should therefore be treated as indicative only.

Honda Motor Southern Africa (Pty) Ltd. reserves the right to change and modify equipment or specifications at any time without prior notice. The models illustrated in this brochure may show specifications for various markets and not specifically for Southern Africa. They may include optional equipment and accessories not fitted as standard. Subject to error. For precise information, please contact your Honda Dealership. © Honda Motor Southern Africa (Pty) Ltd. Not to be reproduced wholly or in part without written permission from Honda Motor Southern Africa (Pty) Ltd. Warranty and Service details may differ outside of South Africa.



www.honda.co.za

February 2022

