

DISCOVERY SPORT



ABOVE & BEYOND

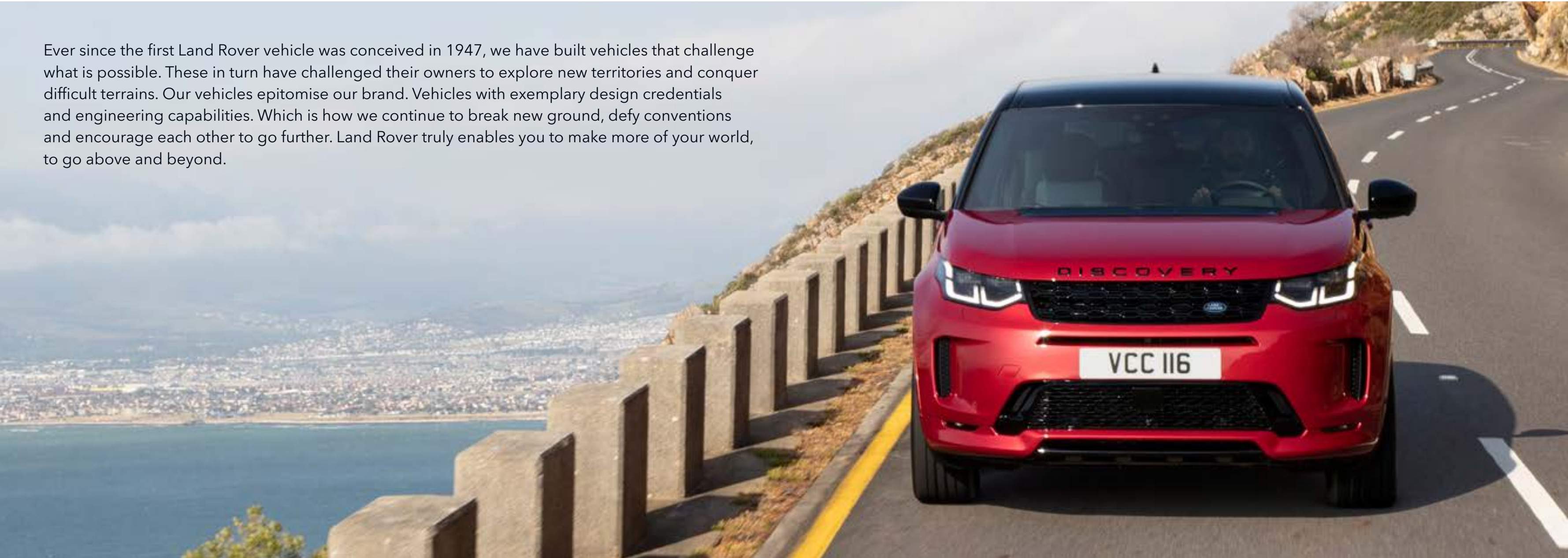


ENTER
scroll or swipe to interact



ABOVE & BEYOND

Ever since the first Land Rover vehicle was conceived in 1947, we have built vehicles that challenge what is possible. These in turn have challenged their owners to explore new territories and conquer difficult terrains. Our vehicles epitomise our brand. Vehicles with exemplary design credentials and engineering capabilities. Which is how we continue to break new ground, defy conventions and encourage each other to go further. Land Rover truly enables you to make more of your world, to go above and beyond.



DESIGN

[🔧 BUILD YOUR OWN](#)

The instantly recognisable Discovery design DNA has been honed to ensure a striking visual impact. Modernity and refinement are reflected in the front and rear bumpers, grille design and Matrix LED headlights*, which provide maximum visibility without dazzling oncoming traffic. Discovery Sport makes for a contemporary, sophisticated and sporty addition to the Discovery family. Added to which, being a Land Rover, its legendary inherent capability and versatile nature are a given.

*Linked feature. Model dependent.
Vehicle shown is R-Dynamic HSE in Firenze Red with optional features fitted (market dependent).



CHOOSE YOUR COLOUR AND WHEELS

With 12 paint colours available*, including two new colours – Ostuni Pearl White and Lantau Bronze – adding your personal touch to Discovery Sport is easy. And thanks to a wide variety of wheels, ranging from 18" to 21" in various finishes, your options for personalisation don't end there. Use the configurator to build your perfect Discovery Sport.

 BUILD YOUR OWN

*Model dependent.



DESIGN

VERSATILITY

IN-CAR TECHNOLOGY

CAPABILITY

PERFORMANCE

PERSONALISATION

THE WORLD OF
LAND ROVER

INTERIOR DESIGN

The cabin in Discovery Sport embodies the finest of contemporary living. Strong lines and superb levels of comfort create a space in which you, your family and friends will want to spend time.

A wide range of colourways and seat materials, including non-leather alternatives, are available to suit all tastes. A choice of five finishers allows you to tailor your interior even further.



Interior shown is R-Dynamic HSE with Light Oyster/Ebony Windsor leather seats and optional features fitted (market dependent).



DESIGN

VERSATILITY

IN-CAR TECHNOLOGY

CAPABILITY

PERFORMANCE

PERSONALISATION

THE WORLD OF
LAND ROVER

VERSATILITY

 BUILD YOUR OWN

With versatility at its core, the interior has been designed to meet the challenges of an active lifestyle with a dynamic 5+2 seat¹ profile. The class-leading rear loadspace is ideal for your family's essentials, and with ClearSight interior rear view mirror¹² you can enjoy an unobstructed view, regardless of who or what's behind you. Discovery Sport helps you carry items of all shapes and sizes with absolute ease. Plenty of storage throughout the cabin means there's always a place for you to put your phone or other small items.


¹Model dependent. ²Optional feature. Model dependent. Subject to local regulations. If bifocal or varifocal users cannot easily adjust focus on the ClearSight digital rear view image, they may revert to rear view mirror mode at any time.
Interior shown is SE featuring Light Oyster grained leather seat facings and optional features fitted (market dependent).



DRIVER ASSISTANCE

Choose from a range of features designed to make driving and parking safer and simpler. With many innovative technologies available, you'll find all features have been designed to improve your driving experience, while providing more safety.

The 3D Surround Camera¹ incorporates ClearSight Ground View², as well as Junction and Kerb View technology, to provide a full 360° bird's-eye view of the vehicle on the Touchscreen, giving you the confidence to manoeuvre safely.



¹Linked feature. ²Image is not live.
Check surroundings for safety. Subject to local regulations.



POWERED CONVENIENCE

Discovery Sport offers ultimate convenience. Powered tailgate* allows you to open and close the boot with the press of a button, and the optional Activity Key wristband lets you enjoy your adventures without needing to take your conventional car key. Waterproof and shockproof, you can use it to lock, unlock and start your Discovery Sport so you can leave your keys at home on your next family trip.

*Optional feature. Model dependent.

Vehicle shown is SE in Byron Blue with optional features fitted (market dependent).



DESIGN

VERSATILITY

IN-CAR TECHNOLOGY

CAPABILITY

PERFORMANCE

PERSONALISATION

THE WORLD OF
LAND ROVER

COMFORT

Create the perfect cabin environment for you, your family and friends. Thanks to the optional heated seats, passengers can set their preferred level of warmth. The slide-and-recline function of the second row provides even more flexibility.

nanoe™ ionisation technology* enhances the wellbeing of both driver and passengers alike. Activate the PURIFY button and the specially designed filter will attract and capture fine particles from the outside air, such as PM2,5 and airborne allergens like dust and pollen.



*Optional feature.
nanoe™ is a trademark of Panasonic Corporation.



FLEXIBILITY

With multiple USB ports and the Click and Go system*, Discovery Sport is versatile and convenient – making life that little bit easier and more enjoyable. Outstanding loadspace capacity can easily accommodate your luggage, shopping, or any other kit. So, wherever you're seated, or whatever you want to carry, you can just relax.

*Optional feature.



DESIGN

VERSATILITY

IN-CAR TECHNOLOGY

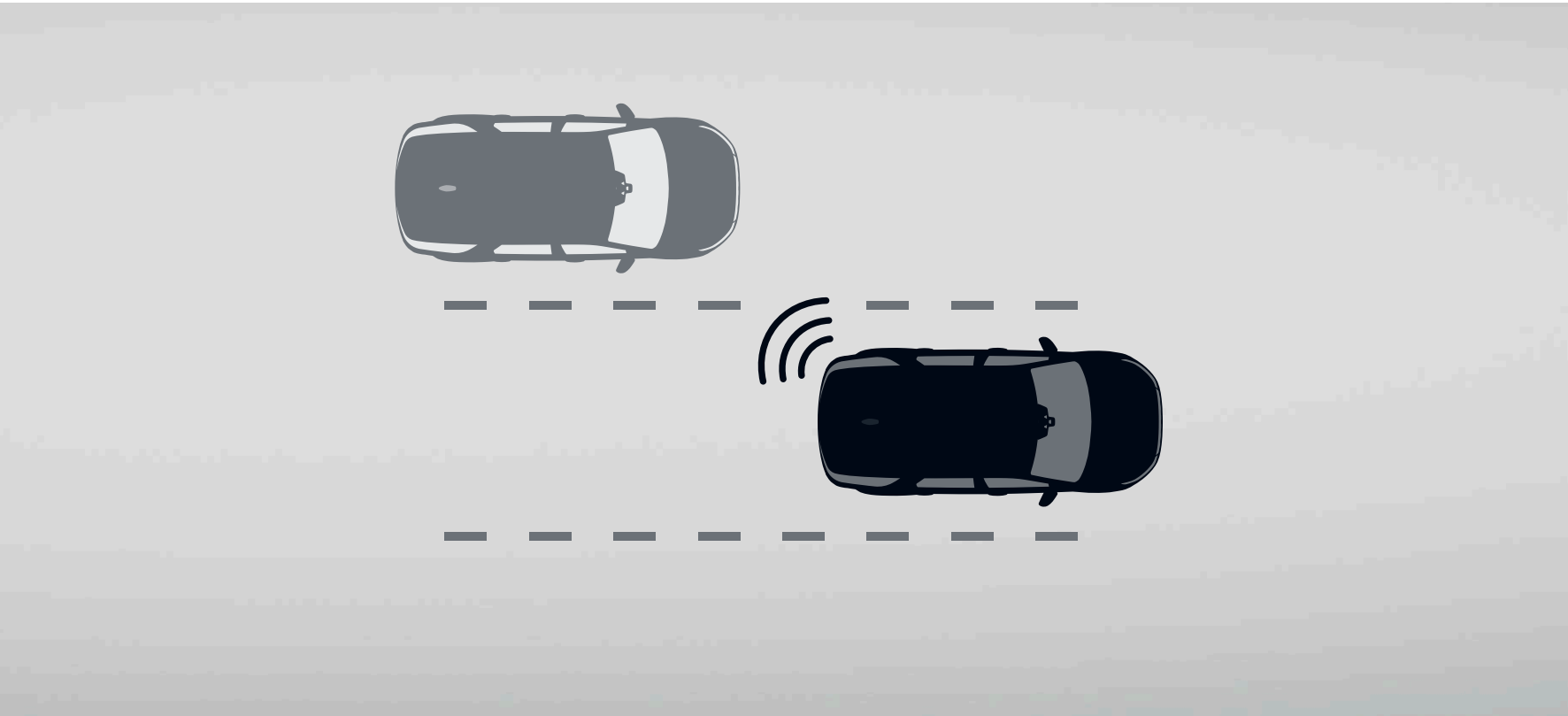
CAPABILITY

PERFORMANCE

PERSONALISATION

THE WORLD OF
LAND ROVER

DRIVER ASSISTANCE PACKS

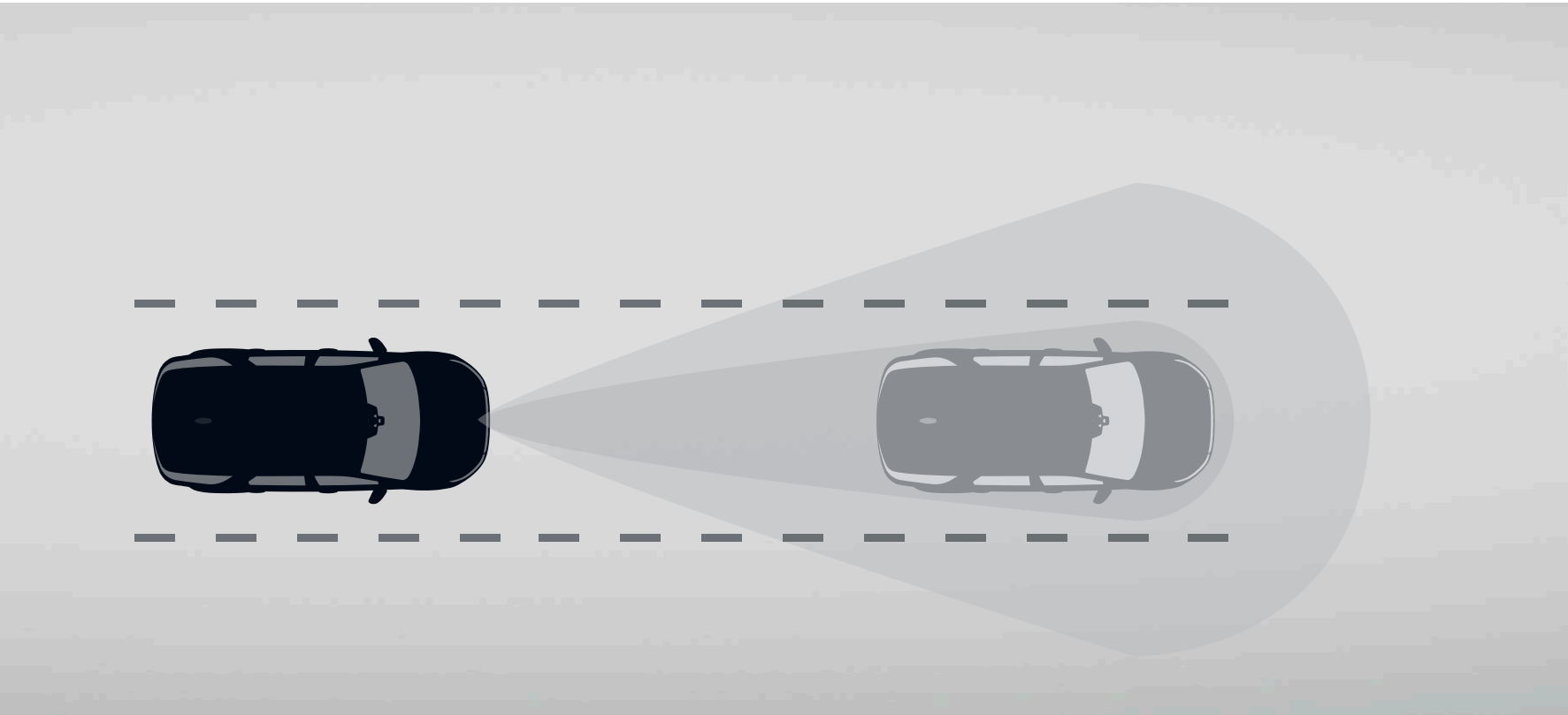


BLIND SPOT ASSIST PACK¹

Blind Spot Assist² – If another car is detected in your blind spot when you begin to change lanes, a warning light illuminates in the corresponding door mirror and steering torque encourages you to guide your vehicle away from potential collision.

Clear Exit Monitor – Warns passengers as they exit of approaching hazards, such as passing vehicles and cyclists.

Rear Traffic Monitor – Warns you of vehicles, pedestrians or other hazards approaching from either side. Particularly useful when reversing out of a parking bay.



DRIVER ASSIST PACK¹

Blind Spot Assist Pack – Contains Blind Spot Assist², Rear Traffic Monitor and Clear Exit Monitor.

Rear Collision Monitor – Rear Collision Monitor can detect if a vehicle approaching from behind is not slowing down and presents a potential collision threat. The system will then attempt to alert the driver to brake by automatically flashing the hazard lights.

Adaptive Cruise Control – Keeps your vehicle a safe distance from the vehicle in front, should it slow or stop when you’re cruising or travelling in slow-moving traffic. If the vehicle in front stops, you will come to a smooth halt.

¹Linked feature. Model dependent. ²Blind Spot Assist can help prevent collisions. If your vehicle detects another car in your blind spot when you begin to change lanes, additional steering correction encourages you to guide your vehicle away if a potential collision is detected.

IN-CAR TECHNOLOGY

SIMPLICITY AS STANDARD

Find what you're looking for quickly without getting lost in menus, screens and hidden features. Discovery Sport's infotainment system, Pivi Pro*, features an intuitive Touchscreen interface, for greater efficiency and enjoyment. Reach everyday tasks in two taps or less, right from the home screen. You'll be accompanied by the latest in-car artificial intelligence, providing features such as the self-learning navigation system, for a fully connected journey.



*Connected Navigation will require further subscription after the initial term advised by your Land Rover Retailer.

Your vehicle is prepared for Apple CarPlay®. The services offered by Apple CarPlay® depend on feature availability in your country, please see apple.com/za/ios/feature-availability/#apple-carplay for more information. Your vehicle is prepared for Android Auto™. The services offered by Android Auto™ depends on feature availability in your country, please see android.com/intl/en_za/auto for more information.

All in-car features should be used by drivers only when safe for them to do so. Drivers must ensure they are in full control of the vehicle at all times.

Pivi and InControl features, options, third party services and their availability remain market dependent - check with your Land Rover Retailer for local market availability and full terms. Mobile network connectivity cannot be guaranteed in all locations. Information and images displayed in relation to the InControl technology, including screens or sequences, are subject to software updates, version control and other system/visual changes depending on options selected.



DESIGN

VERSATILITY

IN-CAR TECHNOLOGY

CAPABILITY

PERFORMANCE

PERSONALISATION

THE WORLD OF
LAND ROVER

PREMIUM FUNCTIONALITY

With Pivi Pro¹ you'll enjoy fast start-up and great connectivity. With Land Rover Remote² as standard, your Land Rover Discovery Sport is always in the palm of your hand. Preset your navigation, confirm your vehicle's location, check fuel levels and set the interior temperature - all before you've opened the vehicle door. Along the way, intelligent re-routing can find you the best path to take, as well as updating parking availability, fuel price comparisons, café locations and traffic hotspots. Intelligent and intuitive, it also learns your regular and favourite routes, so that Smart Voice Guidance can make sure your song won't be interrupted with unnecessary instructions. A 12.3" Interactive Driver Display is optional³, as is a Head-up Display, which projects key information onto the windscreen in your line of sight, so you can focus on the road ahead.



¹Connected Navigation will require further subscription after the initial term advised by your Land Rover Retailer. ²Remote contains subscription services that can be extended after the initial term advised by your Land Rover Retailer. The Remote App will need to be downloaded from the Apple App Store/Google Play Store. ³Model dependent.

In-car features should be used by drivers only when safe to do so. Drivers must ensure they are in full control of the vehicle at all times.

Pivi and InControl features, options, third party services and their availability remain market dependent - check with your Land Rover Retailer for local market availability and full terms. Mobile network connectivity cannot be guaranteed in all locations. Information and images displayed in relation to the InControl technology, including screens or sequences, are subject to software updates, version control and other system/visual changes depending on options selected.





SEAMLESS CONNECTIVITY

Your vehicle stays up to date through Software Updates¹. The vehicle's infotainment, telematics and various control modules can all be updated remotely to help ensure optimal performance. It means that your vehicle just keeps getting better.

Optional wireless device charging with phone signal booster² allows you to charge compatible smartphones without the need for wires or a charging dock. While in the vehicle, your phone will use the vehicle's antenna for improved signal and clearer calls.

¹Updates will require data connection. ²Compatible smartphones only.



DESIGN

VERSATILITY

IN-CAR TECHNOLOGY

CAPABILITY

PERFORMANCE

PERSONALISATION

THE WORLD OF
LAND ROVER

WITH MERIDIAN™, YOU’LL FEEL MORE

Meridian’s™ approach to in-car audio is all about managing the sound stage; intensifying the levels of depth, clarity and realism of the music, by using a combination of sophisticated acoustic technology and strategically positioned speakers.

Wherever you sit in the vehicle, you’ll get the same concert quality sound. Each strike of the piano, every guitar pick, horn blast, chorus and melody reveals itself with precision and texture, just as the artist intended. It’s intimate, dramatic and very atmospheric – whether you’re off-road or stuck in rush-hour traffic.

Meridian™ is a registered trademark of Meridian™ Audio Ltd. Trifield™ and the three fields device is a trademark of Trifield™ Productions Ltd.
Visuals aim to represent the perceived placement of the musicians based on an occupant seated on the right side of the vehicle.

EXPLORE MERIDIAN™



1. SOUND SYSTEM

Gives new levels of realism to your favourite music with a combination of speakers, channel amplifier, Audio Equalisation and Dynamic Volume Control.



2. MERIDIAN™ SOUND SYSTEM

Brings detail and clarity to everyone in the car with strategically arranged speakers and a dual-channel subwoofer to deliver a full, sophisticated sound.



3. MERIDIAN™ SURROUND SOUND SYSTEM

Enjoy an engaging, authentic concert hall experience as you’re enveloped in the fullness and clarity of side, front and rear speakers seamlessly integrated using Trifield™ technology.

CAPABILITY

 BUILD YOUR OWN

All Wheel Drive makes the hardest of drives seem effortless with Terrain Response 2. Monitoring the driving conditions, this award-winning system is taken to the next level by automatically selecting the most suitable driving mode for you. There are other times, such as towing, when the inherent capability of a Land Rover truly comes into its own. Discovery Sport’s renowned capacity means it can readily respond to the toughest demands.

Vehicle shown is SE in Byron Blue with optional features fitted (market dependent).



EFFORTLESS OFF-ROAD

Hill Descent Control takes the strain out of difficult slopes by maintaining a constant speed and applying braking separately to each wheel, while All Terrain Progress Control helps to set and maintain a steady speed in challenging off-road conditions. Included with 3D Surround Camera¹, Wade Sensing² ensures you can remain confident and spontaneous, even when driving through water. Discovery Sport will alert you, should deep water approach the vehicle's maximum wading depth.



¹Linked feature. ²Always check route and exit before wading.
Off-road sequences on dedicated land with full permissions.



FLEXIBLE EVERYWHERE

The option of Configurable Dynamics¹ gives you the choice to configure your vehicle, your way, by using the Touchscreen settings to set the responsiveness of the throttle, steering, transmission, and if you choose Adaptive Dynamics², the suspension too.

Ideal for off-roading and tackling rough terrain, our 3D Surround Camera³ with ClearSight Ground View⁴ gives you the added benefit of being able to 'see through' the bonnet and display multiple exterior views - giving you confidence when manoeuvring around obstacles.

¹Optional feature. Model dependent. ²Linked feature. Model dependent. ³Linked feature. ⁴Image is not live.
Check surroundings for safety. Subject to local regulations.



DESIGN

VERSATILITY

IN-CAR TECHNOLOGY

CAPABILITY

PERFORMANCE

PERSONALISATION

THE WORLD OF
LAND ROVER

PERFORMANCE

 BUILD YOUR OWN

Our wide range of engines means there's one to suit every need. They're all beautifully engineered and use advanced technologies to deliver smooth performance, whilst their intelligent Stop/Start system is designed to improve fuel efficiency and reduce emissions.

Taking our vehicles into a smarter and more exciting future, Discovery Sport Plug-in Hybrid delivers all-electric driving with zero tailpipe emissions and can be charged at home, on the go and through DC Rapid Charging.

Vehicle shown is Plug-in Hybrid in Fuji White with optional features fitted (market dependent).



MILD HYBRID DRIVING

Perfect for urban commutes as well as family adventures, Mild Hybrid Electric Vehicle (MHEV) harvests and stores energy normally lost during vehicle deceleration and intelligently redeploys it to assist the engine to maximise efficiency.

Enhanced Stop/Start technology enables the engine to shut down as the vehicle decelerates, preserving even more energy.



DESIGN

VERSATILITY

IN-CAR TECHNOLOGY

CAPABILITY

PERFORMANCE

PERSONALISATION

THE WORLD OF
LAND ROVER

CHOOSE YOUR MODEL

[🔧 BUILD YOUR OWN](#)

A pure interpretation of the model, Discovery Sport will have you approaching your next adventure in style, whether in the urban jungle or driving through the valley. Discovery Sport R-Dynamic is a bolder and more sporty expression with unique exterior and interior styling details. Featuring Black Pack as standard and a choice of interior colours with contrast detail. In addition, HSE includes 20" Style 5089 Gloss Dark Grey with contrast Diamond Turned wheels and 14-way electric seats with driver memory.



DISCOVERY SPORT



DISCOVERY SPORT R-DYNAMIC

EDITIONS

Underpinned by dynamic design, Discovery Sport Urban Edition is available in a selection of six colours, and features 18" Style 5075 wheels and a Shadow Aluminium trim finisher. For those seeking more power, Discovery Sport Black features a 213kW 2.0 litre Petrol engine and, exclusive to the model, Active Driveline for even greater handling.

 BUILD YOUR OWN



ACCESSORIES

 [EXPLORE ACCESSORIES](#)

Land Rover Accessories can be purchased through your Land Rover Retailer and added at any stage of the vehicle’s life – not just when it’s new. Land Rover accessories are designed, tested and manufactured to the same exacting standards as the original equipment fitted to your vehicle. For more information and to see the full list of accessories please visit [accessories.landrover.com/za/en](#) You can also include accessories when you configure your Discovery Sport at [landrover.co.za](#)



DESIGN

VERSATILITY

IN-CAR TECHNOLOGY

CAPABILITY

PERFORMANCE

PERSONALISATION

THE WORLD OF
LAND ROVER



THE LAND ROVER COLLECTION

Our exclusive collection of accessories is inspired by our vehicles and made with a quintessentially British sense of style.

Land Rover Chronograph Watch - This timepiece features a solar charging face with date aperture and instrument cluster chronograph. Orange accent to the sub-dials, outer dial and second hand.

Premium Golf Umbrella - Non-conductive fibreglass frame golf umbrella. Features vented canopy for additional wind resistance and Land Rover wordmark to the canopy edge.

Modern Driver's Jacket - Be ready for every kind of road. This contemporary driver's jacket offers incredible versatility. Features quilted shoulders, branded poppers to the cuffs and a brushed metal effect wordmark tag. Water-resistant zips and DWR® coating.

Land Rover Business Hard Case - Taking design cues from our Land Rover skid plate, this business case in Graphite Grey is ready for whatever the workday brings. A polycarbonate shell, an aluminium frame and TSA-approved locks mean important documents are always kept secure.

Weekender Bag - Packed with versatility. Made from highly supple oil-washed natural grained brown leather, this Weekender Bag is flexible in every sense. Ideal for day trips or extended excursions, it features sturdy handles, a detachable padded shoulder strap and a practical zip pocket. Includes protective dust bag.

Defender Multi-tool - Black steel credit card sized multi-tool crafted into a Defender silhouette. Features a range of practical tools including tyre tread gauge.

[EXPLORE THE COLLECTION](#)



DESIGN

VERSATILITY

IN-CAR TECHNOLOGY

CAPABILITY

PERFORMANCE

PERSONALISATION

THE WORLD OF
LAND ROVER

THE WORLD OF LAND ROVER



Your Land Rover has been designed and engineered to help you make more of your world. It can take you to places others simply can't reach, in a style that cannot be matched. With a vehicle from Special Vehicle Operations, that sense of individuality can be taken to even greater heights. As a celebration of the Land Rover lifestyle, we've put together a range of experiences, publications and the Land Rover Lifestyle Collection. There's a world to explore. Get out there and enjoy it.



> BOOK AN EXPERIENCE



> SPECIAL VEHICLE OPERATIONS



> LAND ROVER COLLECTION



> LAND ROVER ADVENTURE TRAVEL



DESIGN

VERSATILITY

IN-CAR TECHNOLOGY

CAPABILITY

PERFORMANCE

PERSONALISATION

THE WORLD OF
LAND ROVER



BUILD YOUR OWN

Use the configurator to design your perfect Land Rover Discovery Sport.



FIND A RETAILER

Search for a Land Rover Retailer near you.



COMPARE OUR VEHICLES

Select up to three Land Rover vehicles and compare them side by side.



BOOK A TEST DRIVE

Arrange a test drive through your local Land Rover Retailer.

YOUR PEACE OF MIND

[> CUSTOMER SERVICE](#)

[> LAND ROVER ROADSIDE ASSISTANCE](#)

[> LAND ROVER FINANCIAL SERVICES](#)

[> LAND ROVER FLEET & BUSINESS](#)



DESIGN

VERSATILITY

IN-CAR TECHNOLOGY

CAPABILITY

PERFORMANCE

PERSONALISATION

THE WORLD OF
LAND ROVER

IMPORTANT NOTICE: Some features on images may vary between optional and standard for different model years and due to the impact of Covid-19, many of our images have not been updated to reflect 22MY specifications. Please refer to the car configurator and additionally consult your local Retailer for detailed 22MY specifications and do not base an order on website imagery alone. Jaguar Land Rover Limited is constantly seeking ways to improve the specification, design and production of its vehicles, parts and accessories and alterations take place continually, and we reserve the right to change without notice.

COLOURS: Image colours reproduced here are provided for illustrative purposes only. Colours are reproduced on-screen and may therefore vary compared to the actual finish. The company reserves the right to alter or withdraw any colour finish without notice. Some of these colours may not be obtainable in your country. Please check availability of colours and current specifications with your Land Rover Retailer. Distributors and Retailers are not agents of Jaguar Land Rover Limited and have absolutely no authority to bind Jaguar Land Rover Limited to any express or implied undertaking or representation.

Information and images displayed in relation to the InControl technology, including Touchscreen, App screens, or sequences are subject to regular software updates, version control and other system/visual changes depending on options selected.

Optional features and their availability may differ by vehicle specification (model and powertrain), or require the installation of other features in order to be fitted. Please contact your local Retailer for more details, or configure your vehicle online. All in-car features should be used by drivers only when safe for them to do so. Drivers must ensure they are in full control of the vehicle at all times. Certain features require an appropriate SIM with a suitable data contract, which will require a further subscription after the initial term advised by your Retailer.

Castrol EDGE Professional exclusively recommended by Land Rover.
Android™ is a trademark of Google LLC.
Apple® is a registered trademark of Apple Inc., registered in the US and other countries.
Meridian™ is a registered trademark of Meridian™ Audio Ltd.
Trifield™ and the three fields device is a trademark of Trifield™ Productions Ltd.

Vehicles shown are from the Land Rover global range. Specifications, options and availability will vary between markets and should be verified with your nearest Land Rover Retailer. CO₂ and fuel economy figures may vary according to wheel fitment and optional extras fitted.

Vehicles shown include Land Rover Discovery Sport Black in Hakuba Silver and R-Dynamic HSE in Firenze Red.
Vehicles are shown with optional features and accessories fitted (market dependent).

Jaguar Land Rover Limited
Registered Office: Abbey Road, Whitley,
Coventry CV3 4LF United Kingdom.
Registered in England: Number 1672070
landrover.com
© Copyright Jaguar Land Rover Limited 2021.



DESIGN

VERSATILITY

IN-CAR TECHNOLOGY

CAPABILITY

PERFORMANCE

PERSONALISATION

THE WORLD OF
LAND ROVER

TECHNICAL SPECIFICATION 2021

DISCOVERY SPORT



ABOVE & BEYOND



ENGINES

You can select from a choice of diesel, petrol and Plug-in Hybrid engines. These engines are designed for clean and efficient combustion. All are equipped with Stop/Start technology and smart regenerative charging*.

Configure your Discovery Sport at landrover.co.za

POWERTRAIN

Transmission
Driveline
Maximum power (kW/rpm)
Maximum torque (Nm/rpm)
Capacity (cc)
No. of cylinders/Valves per cylinder
Cylinder layout
Bore/stroke (mm)
Compression ratio (:1)

FUEL ECONOMY**

Seating		
Consumption	Combined	l/100km
CO ₂ Emissions	Combined	g/km
Fuel tank capacity - useable litres		

PERFORMANCE

Seating
Acceleration (secs) 0-100km
Maximum speed km/h

DIESEL
D200
Automatic
All Wheel Drive (AWD)
146/3,750
430/1,750-2,500
1,997
4/4
Transverse
83/92.31
16.5+/-0.5
5/5+2
From 6.1/From 6.1
From 161/From 161
65
5/5+2
8.6/8.9
209/209

*Engine dependent.
**The figures provided are NEDC calculated from official manufacturer’s tests. Figures may vary according to environment and driving style. For comparison purposes only. Real-world figures may differ.

TECHNICAL SPECIFICATION

BRAKES

Front type
Front diameter (mm)
Rear type
Rear diameter (mm)
Park brake diameter (mm)

WEIGHTS (kg)*

Seating
Unladen weight (EU)**
Unladen weight (DIN)†
Gross Vehicle Weight (GVW)

TOWING (kg)

Seating
Unbraked trailer
Maximum towing
Maximum coupling point (nose weight)
Maximum vehicle and trailer combination

ROOF CARRYING (kg)

Maximum roof load (including cross bars)††
--

DIESEL
D200
Twin piston, sliding caliper, Vented Disc (18"-21" wheels)
349 (18"-21" wheels)
Single piston, sliding caliper, Solid discs (18"-21" wheels)/ Single piston, sliding caliper, Vented discs
300 (18"-21" wheels)/325
300 (18"-21" wheels)/325
5/5+2
1,916/1,996
1,841/1,921
2,590/2,750
5/5+2
750
Up to 2,200/Up to 2,200
100
4,790/4,950
75

*Weights reflect vehicles to standard specifications. Optional extras increase weight.

**Includes a 75kg driver, full fluids and 90% fuel.

†Includes full fluids and 90% fuel.

††Roof carrying load reduced to 60kg when Summer Tyres are fitted.

ENGINES

POWERTRAIN

Transmission
Driveline
Maximum power (kW/rpm)
Maximum torque (Nm/rpm)
Capacity (cc)
No. of cylinders/Valves per cylinder
Cylinder layout
Bore/stroke (mm)
Compression ratio (:1)

FUEL ECONOMY*

Seating		
Consumption	Combined	l/100km
CO ₂ Emissions	Combined	g/km
Fuel tank capacity - useable litres		

PERFORMANCE

Seating
Acceleration (secs) 0-100km/h
Maximum speed km/h

PETROL
P250
Automatic
All Wheel Drive (AWD)
184/5,500
365/1,300-4,500
1,997
4/4
Transverse
83/92.29
10.5+/-0.5
5/5+2
From 8.4/From 8.4
From 195/From 195
67
5/5+2
7.8/8.1
225/224**

*The figures provided are NEDC calculated from official manufacturer’s tests. Figures may vary according to environment and driving style. For comparison purposes only. Real-world figures may differ.
**If vehicle is fitted with 18" wheels the top speed will be 221km/h.

TECHNICAL SPECIFICATION

BRAKES

Front type
Front diameter (mm)
Rear type
Rear diameter (mm)
Park brake diameter (mm)

PETROL
P250
Twin piston, sliding caliper, Vented discs
349
Single piston, sliding caliper, Vented discs
325
325

WEIGHTS (kg)*

Seating
Unladen weight (EU)**
Unladen weight (DIN)†
Gross Vehicle Weight (GVW)

5/5+2
1,907/1,985
1,832/1,910
2,550/2,700

TOWING (kg)

Seating
Unbraked trailer
Maximum towing
Maximum coupling point (nose weight)
Maximum vehicle and trailer combination

5/5+2
750
Up to 2,000
100
4,550/4,700

ROOF CARRYING (kg)

Maximum roof load (including cross bars)††
--

75

*Weights reflect vehicles to standard specifications. Optional extras increase weight.
**Includes a 75kg driver, full fluids and 90% fuel.
†Includes full fluids and 90% fuel.
††Roof carrying load reduced to 60kg when Summer Tyres are fitted.

ENGINES

POWERTRAIN

Mild Hybrid Electric Vehicle (MHEV)
Plug-in Hybrid Electric Vehicle (PHEV)
Transmission
Driveline
Maximum power (kW/rpm)
Maximum torque (Nm/rpm)
Capacity (cc)
No. of cylinders/Valves per cylinder
Cylinder layout
Bore/stroke (mm)
Compression ratio (:1)

FUEL ECONOMY**

Seating		
NEDC2 Consumption	Combined	l/100km
NEDC2 CO ₂ Emissions	Combined	g/km
Fuel tank capacity - useable litres		
EV Range Class A Combined (NEDC2) km		

ELECTRIC MOTOR DATA

Maximum Power (kW)
Maximum Torque (Nm)

PERFORMANCE

Seating
Acceleration (secs) 0-100km/h
Maximum speed km/h

PETROL MHEV	PETROL PHEV
P290	P300e
■	-
-	■
Automatic	Automatic
All Wheel Drive (AWD)	All Wheel Drive (AWD)
213/5,500	227*/5,500*
400/1,500-4,500	540*/2,000-2,500*
1,997	1,498
4/4	3/4
Transverse	Transverse
83/92.29	83/92.28
9.5+/-0.5	10.5+/-0.5
5/5+2	5
From 8.4/From 8.4	2.1
From189/From 189	48
67	57
-	61
-	80
-	260
5/5+2	5
7.4/7.5	6.6
233/232 [†]	209

■ Standard - Not Available.

*When combined with electric motor.
**The figures provided are NEDC calculated from official manufacturer’s tests. Figures may vary according to environment and driving style. For comparison purposes only. Real-world figures may differ.

[†]If vehicle is fitted with 18" wheels the top speed will be 221km/h. If vehicle is fitted with 21" wheels the top speed will be 231km/h.

TECHNICAL SPECIFICATION

BRAKES

Front type
Front diameter (mm)
Rear type
Rear diameter (mm)
Park brake diameter (mm)

WEIGHTS (kg)*

Seating
Unladen weight (EU)**
Unladen weight (DIN)†
Gross Vehicle Weight (GVW)

TOWING (kg)

Seating
Unbraked trailer
Maximum towing
Maximum coupling point (nose weight)
Maximum vehicle and trailer combination

ROOF CARRYING (kg)

Maximum roof load (including cross bars)††
--

PETROL MHEV	PETROL PHEV
P290	P300e
Twin piston, sliding caliper, Vented discs	Twin piston, sliding caliper, Vented discs
349	349
Single piston, sliding caliper, Vented discs	Single piston, sliding caliper, Vented discs
325	325
325	325
5/5+2	5
1,957/2,036	2,168
1,882/1,961	2,093
2,570/2,720	2,750
5/5+2	5
750	750
Up to 2,000	Up to 1,600
100	100
4,570/4,720	4,350
75	75

*Weights reflect vehicles to standard specifications. Optional extras increase weight.

**Includes a 75kg driver, full fluids and 90% fuel.

†Includes full fluids and 90% fuel.

††Roof carrying load reduced to 60kg when Summer Tyres are fitted.

DIMENSIONS AND CAPABILITIES

RIDE HEIGHT

With roof antenna 1,727mm

HEADROOM

Maximum front/rear headroom with standard roof 1,003mm/984mm
Maximum front/rear headroom with panoramic roof 1,049mm/1,013mm

LEGROOM

Maximum front legroom 993mm
Maximum rear legroom second row 968mm
Maximum rear legroom third row 655mm

LOADSPACE CAPACITY

Height 798mm, Width 1,323mm
Loadspace width between arches 1,107mm

5 seats

Maximum loadspace volume behind first row
Dry* 1,574 litres, Wet* 1,794 litres
Maximum loadspace volume behind second row
Dry* 963 litres, Wet* 1,179 litres

5 + 2 seats

Maximum loadspace volume behind first row
Dry* 1,451 litres, Wet* 1,651 litres
Maximum loadspace volume behind second row
Dry* 840 litres, Wet* 1,036 litres
Maximum loadspace volume behind third row
Dry* 115 litres, Wet* 157 litres

*Dry: volume as measured with Verband Der Automobilindustrie-compliant solid blocks (200mm x 50mm x 100mm). Wet: volume as measured by simulating the loadspace filled with liquid. Figures are representative of seats fully forward and not tilted.
**Front wheel track for P250 and P300e engines will be 1,625.6mm-1,635.6mm.
†Rear wheel track for P300e engine will be 1,632.1mm-1,642.2mm.
††Figures in brackets are representative of R-Dynamic vehicles only.
‡Ramp Angle for P300e only.

Fitting of side tubes or side steps may affect the off-road capability of the vehicle.
Challenging off-road driving requires full training and experience.

OBSTACLE CLEARANCE

Standard ride height 212mm

TURNING CIRCLE

Kerb-to-kerb 11.8m
Wall-to-wall 12.14m
Turns lock-to-lock 2.31

WADING DEPTH

Maximum wading depth 600mm

