

# RANGE ROVER EVOQUE



ABOVE & BEYOND



ENTER  
scroll or swipe to interact



BY APPOINTMENT TO  
H.M. THE QUEEN  
MANUFACTURERS OF  
MOTOR VEHICLES  
JAGUAR LAND ROVER LIMITED  
COVENTRY



BY APPOINTMENT TO  
H.M. THE DUKE OF EDINBURGH  
MANUFACTURERS OF  
MOTOR VEHICLES  
JAGUAR LAND ROVER LIMITED  
COVENTRY

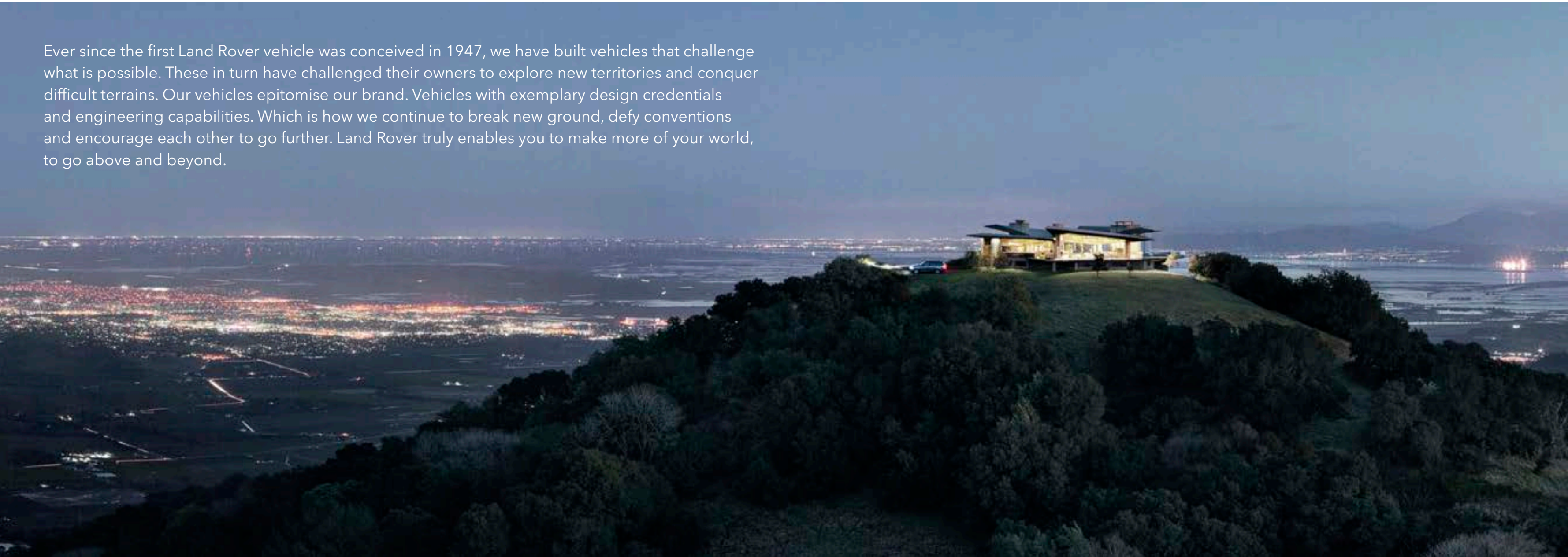


BY APPOINTMENT TO  
H.M. THE PRINCE OF WALES  
MANUFACTURERS OF  
MOTOR VEHICLES  
JAGUAR LAND ROVER LIMITED  
COVENTRY



ABOVE & BEYOND

Ever since the first Land Rover vehicle was conceived in 1947, we have built vehicles that challenge what is possible. These in turn have challenged their owners to explore new territories and conquer difficult terrains. Our vehicles epitomise our brand. Vehicles with exemplary design credentials and engineering capabilities. Which is how we continue to break new ground, defy conventions and encourage each other to go further. Land Rover truly enables you to make more of your world, to go above and beyond.



DESIGN

IN-CAR TECHNOLOGY

CAPABILITY

PERFORMANCE

VERSATILITY

PERSONALISATION

THE WORLD OF  
LAND ROVER

# DESIGN

[🔧 BUILD YOUR OWN](#)

Range Rover Evoque’s confident design ethos makes a statement. Its distinctive coupé-like silhouette is finished with flush deployable door handles and 21" wheels. Whilst inside, the latest technologies make your journey easier and more connected. Our Pivi infotainment system and an Interactive Driver Display are featured, together with beautifully appointed material options. Helping to create a luxuriously finished modern, urbane space.

In-car features should be used by drivers only when safe to do so. Drivers must ensure they are in full control of the vehicle at all times. Pivi and InControl features, options, third party services and their availability remain market dependent – check with your Land Rover Retailer for local market availability and full terms. Mobile network connectivity cannot be guaranteed in all locations. Information and images displayed in relation to the InControl technology, including screens or sequences, are subject to software updates, version control and other system/visual changes depending on options selected.

Vehicle shown is Range Rover Evoque Autobiography in Carpathian Grey with optional features fitted (market dependent).



DESIGN

IN-CAR TECHNOLOGY

CAPABILITY

PERFORMANCE

VERSATILITY

PERSONALISATION

THE WORLD OF  
LAND ROVER



## LEAD THE WAY

Range Rover Evoque features a range of innovative technologies including sleek Matrix LED headlights with signature Daytime Running Lights\* (DRL) and an adaptive beam. By splitting the main beam into vertical strips, the number of sections is maximised for ultimate visibility, while casting a shadow over oncoming traffic to help to prevent dazzling. Plus, Animated Directional Indicators are included, which reduce the time it takes other road users to recognise the direction you're heading.

\*The option shown has linked features.

Vehicle shown is Range Rover Evoque R-Dynamic HSE in Nolita Grey with optional features fitted (market dependent).



DESIGN

IN-CAR TECHNOLOGY

CAPABILITY

PERFORMANCE

VERSATILITY

PERSONALISATION

THE WORLD OF  
LAND ROVER

# INTERIOR DESIGN

Range Rover Evoque’s confident design cues continue throughout its spacious interior. Uncluttered surfaces and reductive lines create a refined, premium-feel cockpit for you to settle into. Complemented by a carefully curated range of finishing materials to choose from, all offering enhanced comfort, you can tailor this contemporary space to your exacting taste.

 BUILD YOUR OWN

Interior shown is Range Rover Evoque R-Dynamic HSE featuring Cloud/Ebony perforated Windsor leather seats and optional features fitted (market dependent).



DESIGN

IN-CAR TECHNOLOGY

CAPABILITY

PERFORMANCE

VERSATILITY

PERSONALISATION

THE WORLD OF  
LAND ROVER

**OUTSIDE, MEET INSIDE**

Bring natural light and a greater sense of space to your Range Rover Evoque’s interior. The addition of a sliding panoramic roof<sup>1</sup> invites the outside in. All at the touch of a button. There are three colourway options to choose from: matching body-coloured<sup>2</sup>, or contrasting Corinthian Bronze<sup>2</sup> or Black<sup>2</sup>.

 **BUILD YOUR OWN**

<sup>1</sup>Selecting sliding panoramic roof option will reduce front and rear headroom.  
<sup>2</sup>Model dependent.

Interior shown is Range Rover Evoque R-Dynamic SE featuring Cloud Kvadrat premium textile and Dinamica® suedecloth seats and optional features fitted (market dependent).





## INTERIOR PERSONALISATION

There are ample material options to choose from to furnish your Range Rover Evoque. Contrasting or complementary colourways are available in a variety of innovative materials: DuoLeather\*, Kvadrat premium wool blends with Dinamica® suedecloth, and Eucalyptus textile with Ultrafabrics™\*. Sustainable, breathable and responsibly sourced, they create the most comfortable and utterly sophisticated of spaces. Sleek details like stitching on the facia only add to the refined feel.

\*Model dependent.



DESIGN

IN-CAR TECHNOLOGY

CAPABILITY

PERFORMANCE

VERSATILITY

PERSONALISATION

THE WORLD OF  
LAND ROVER

# IN-CAR TECHNOLOGY

## SIMPLICITY AS STANDARD

Find what you're looking for quickly without getting lost in menus, screens and hidden features. Range Rover Evoque's infotainment system, Pivi Pro\*, features an intuitive Touchscreen interface, for greater efficiency and enjoyment. Reach everyday tasks in two taps or less, right from the home screen. You'll be accompanied by the latest in-car artificial intelligence, providing features such as the self-learning navigation system.



\*Connected Navigation will require further subscription after the initial term advised by your Land Rover Retailer.

Your vehicle is prepared for Apple CarPlay. The services offered by Apple CarPlay depend on feature availability in your country, please see [apple.com/za/ios/feature-availability/#apple-carplay](https://apple.com/za/ios/feature-availability/#apple-carplay) for more information. Your vehicle is prepared for Android Auto. The services offered by Android Auto depends on feature availability in your country, please see [android.com/intl/en\\_za/auto/](https://android.com/intl/en_za/auto/) for more information.

All in-car features should be used by drivers only when safe for them to do so. Drivers must ensure they are in full control of the vehicle at all times.

Pivi and InControl features, options, third party services and their availability remain market dependent - check with your Land Rover Retailer for local market availability and full terms. Mobile network connectivity cannot be guaranteed in all locations. Information and images displayed in relation to the InControl technology, including screens or sequences, are subject to software updates, version control and other system/visual changes depending on options selected.



DESIGN

IN-CAR TECHNOLOGY

CAPABILITY

PERFORMANCE

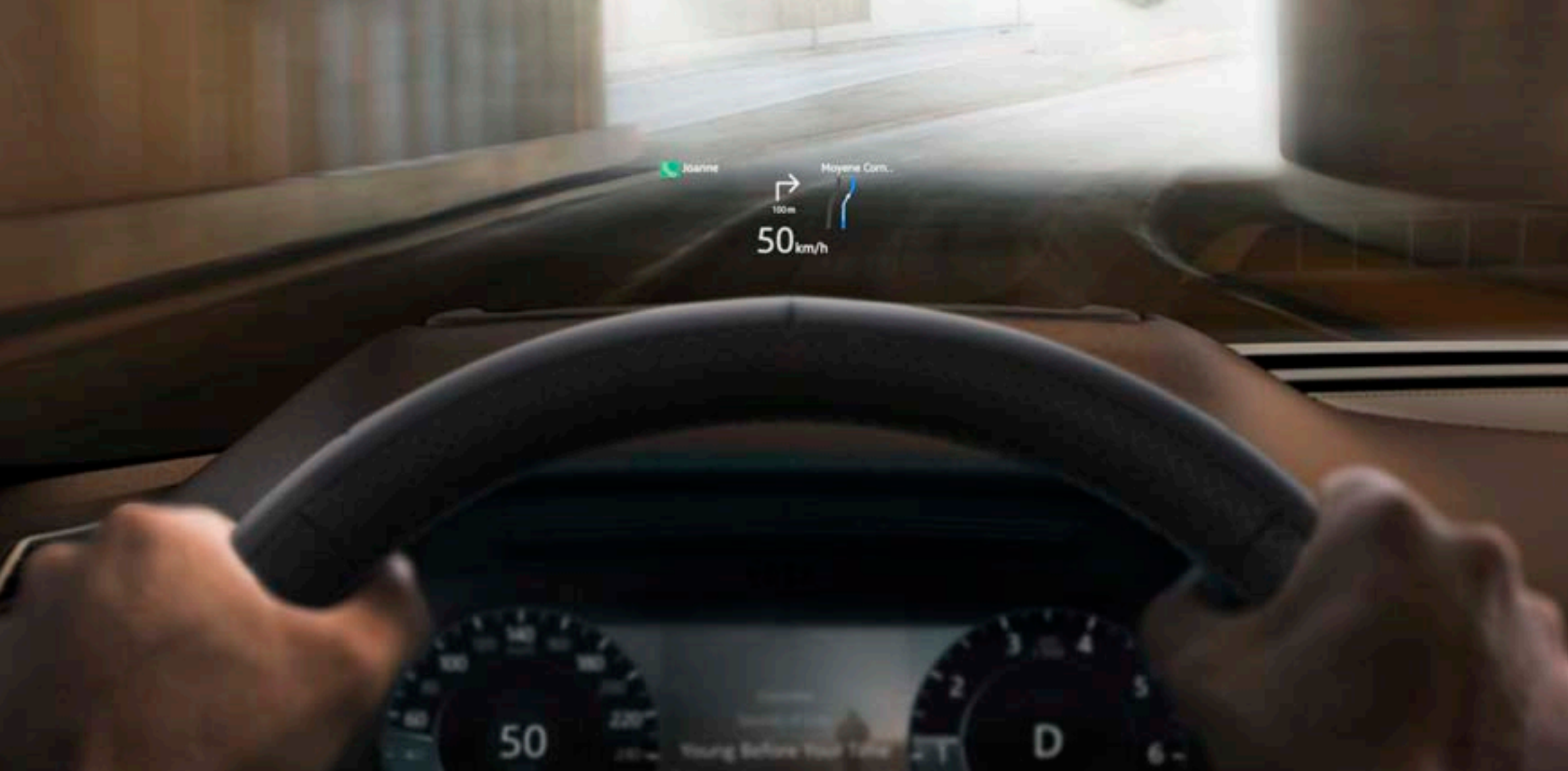
VERSATILITY

PERSONALISATION

THE WORLD OF  
LAND ROVER

# PREMIUM FUNCTIONALITY

With Land Rover Remote<sup>1</sup> as standard, your Range Rover Evoque is always in the palm of your hand. Preset your navigation, confirm your vehicle's location, check fuel levels and set the interior temperature - all before you've opened the car door. Along the way, intelligent re-routing can find you the best path to take, as well as café locations and traffic hotspots. Plus, optional Head-up Display<sup>2</sup> is available, which projects key information onto the windscreen in your line of sight, so you can sit back and just focus on the road ahead.



<sup>1</sup>Remote contains subscription services that can be extended after the initial term advised by your Land Rover Retailer. The Remote App will need to be downloaded from the Apple App Store/Google Play Store. <sup>2</sup>Navigation directions on the windscreen only appear when Pivi Pro is fitted to the vehicle.

In-car features should be used by drivers only when safe to do so. Drivers must ensure they are in full control of the vehicle at all times.

Pivi and InControl features, options, third party services and their availability remain market dependent - check with your Land Rover Retailer for local market availability and full terms. Mobile network connectivity cannot be guaranteed in all locations. Information and images displayed in relation to the InControl technology, including screens or sequences, are subject to software updates, version control and other system/visual changes depending on options selected.





## SEAMLESS CONNECTIVITY

Make life more connected and uninterrupted. Software Updates ensure your infotainment and control modules stay up-to-date, even when you're away from home. It means that your Range Rover Evoque just keeps getting better, and its automation makes for one less thing on your to-do list. Optional wireless device charging with phone signal booster\* allows you to charge compatible smartphones without the need for wires or a charging dock, keeping your interior free of clutter. While in the vehicle, your phone will use the vehicle's antenna for improved signal and clearer calls.

\*Compatible smartphones only.



DESIGN

IN-CAR TECHNOLOGY

CAPABILITY

PERFORMANCE

VERSATILITY

PERSONALISATION

THE WORLD OF  
LAND ROVER

# WITH MERIDIAN™, YOU'LL FEEL MORE

Meridian's™ approach to in-car audio is all about managing the sound stage; intensifying the levels of depth, clarity and realism of the music, by using a combination of sophisticated acoustic technology and strategically positioned speakers.

Wherever you sit in the vehicle, you'll get the same concert quality sound. Each strike of the piano, every guitar pick, horn blast, chorus and melody reveals itself with precision and texture, just as the artist intended. It's intimate, dramatic and very atmospheric – whether you're off road or stuck in rush-hour traffic.

Meridian™ is a registered trademark of Meridian™ Audio Ltd. Trifield™ and the three fields device is a trademark of Trifield Productions Ltd. Features and their availability may differ by vehicle specification and market.  
Visuals aim to represent the perceived placement of the musicians based on an occupant seated on the right side of the vehicle.

EXPLORE MERIDIAN™



## 1. SOUND SYSTEM

Gives new levels of realism to your favourite music with a combination of speakers, channel amplifier, Audio Equalisation and Dynamic Volume Control.



## 2. MERIDIAN™ SOUND SYSTEM

Brings detail and clarity to everyone in the car with strategically arranged speakers and a dual-channel subwoofer to deliver a full, sophisticated sound.



## 3. MERIDIAN™ SURROUND SOUND SYSTEM

Enjoy an engaging, authentic concert hall experience as you're enveloped in the fullness and clarity of side, front and rear speakers seamlessly integrated using Trifield™ technology.

# CAPABILITY

[🔧 BUILD YOUR OWN](#)

Cutting-edge capability technologies are at the heart of every Land Rover, and Range Rover Evoque is no different. Featuring All Wheel Drive (AWD) to give you confident vehicle handling both on and off road, torque can be redistributed to maximise traction on slippery surfaces such as grass and snow. Or in extreme conditions where the front or rear wheels lose resistance completely, up to 100 percent of engine torque can be distributed to the opposite axle for optimum grip.

Vehicle shown is Range Rover Evoque SE in Fuji White with optional features fitted (market dependent).



EVERYDAY CAPABILITY

Optimise your vehicle by allowing intelligent Terrain Response 2 to select one of five terrain options, along with All Terrain Progress Control which enables you to set and maintain a steady speed between 1.8km/h and 30km/h in challenging weather conditions. It will help you out in mud, wet grass, ice, snow and on dirt roads. The result of this combination of systems working together is a vehicle undeterred by tough environments. Plus, with the addition of optional Advanced Tow Assist\*, you can take any equipment wherever you want to go.



\*The option shown has linked features.  
Vehicles shown are Range Rover Evoque R-Dynamic HSE in Firenze Red and Range Rover Evoque R-Dynamic HSE in Fuji White with optional features fitted (market dependent).



## A CONFIDENT OFF-ROAD EXPERIENCE

With ClearSight Ground View<sup>1</sup>, you can effectively see ‘through’ the bonnet and display multiple exterior views as you drive. Selecting Adaptive Dynamics<sup>2</sup> via the Touchscreen lets you experience your Range Rover Evoque’s tightest body control, with flatter handling and sharper responses.

And, if you want even more control of your drive, optional Configurable Dynamics<sup>2</sup> is available to enhance either driving refinement and your comfort or the vehicle’s performance. Allowing you to configure throttle mapping, gearbox shift points, steering settings and suspension to suit your driving needs.

<sup>1</sup>ClearSight Ground View dependent on 3D Surround Camera. Image is not live. Check surroundings for safety. Subject to local regulations. <sup>2</sup>Engine dependent.

Off-road sequences on private land with full permissions.



DESIGN

IN-CAR TECHNOLOGY

CAPABILITY

PERFORMANCE

VERSATILITY

PERSONALISATION

THE WORLD OF  
LAND ROVER

# PERFORMANCE

 BUILD YOUR OWN

Electric power now propels our vehicles into an exciting new era. Range Rover Evoque Plug-in Hybrid combines a 3-cylinder, 1.5 litre petrol engine with an electric motor to deliver a total output of 227kW. The electric motor can either supply its power in parallel with the engine, or drive the vehicle in the selectable Electric Vehicle (EV) Mode. The 15kWh battery gives the vehicle an all-electric range from a full charge that is capable of managing most city commutes.

EV range figures are based upon production vehicle over a standardised route. Range achieved will vary dependent on vehicle and battery condition, actual route and environment and driving style.

Vehicle shown is Range Rover Evoque R-Dynamic HSE in Fuji White with optional features fitted (market dependent).



# VERSATILITY

 BUILD YOUR OWN

Range Rover Evoque has been created and engineered to make the most of modern life. Optional Powered Gesture Tailgate\* enables you to open and close the tailgate from the kerb without using your key fob or touching the vehicle. Whether you're loading the weekly shop or bulky luggage, you can do so with minimum fuss. Sensors on either side of the vehicle ensure you can deploy the system safely from the kerb: simply deliver an upward-kick movement beneath the sensor to operate.

\*Model dependent. The option shown has linked features.  
Vehicle shown is Range Rover Evoque R-Dynamic HSE in Silicon Silver with optional features fitted (market dependent).




# A HEIGHTENED VIEW

Stay in control at all times. Optional ClearSight Interior Rear View Mirror<sup>1</sup> provides an unobstructed view of the road behind you, regardless of rear seat passengers or objects in the loadspace.

The 3D Surround Camera<sup>2</sup> allows you to see more. New 3D exterior perspectives, alongside a 360° overhead view, make manoeuvring easier than ever.

<sup>1</sup>Model dependent. The option shown has linked features. Feature subject to local regulations. If bifocal or varifocal users cannot easily adjust focus on the ClearSight digital rear view image, they may revert to rear view mirror mode at any time.  
<sup>2</sup>The option shown has linked features.



# YOUR IDEAL ENVIRONMENT

Optional nanoe™ ionisation enriches driver and passenger wellbeing, by improving air quality inside your vehicle. Activate the PURIFY button and the specially designed filter captures fine particles from the outside air, such as PM2.5 and airborne allergens like dust and pollen.

Keep everyone relaxed and comfortable with the intelligent Two-zone Climate Control function. By allowing you to adjust the temperature in the first two rows, you can create the optimal climate inside your Range Rover Evoque, no matter the weather outside.



nanoe™ is a trademark of Panasonic Corporation.



DESIGN

IN-CAR TECHNOLOGY

CAPABILITY

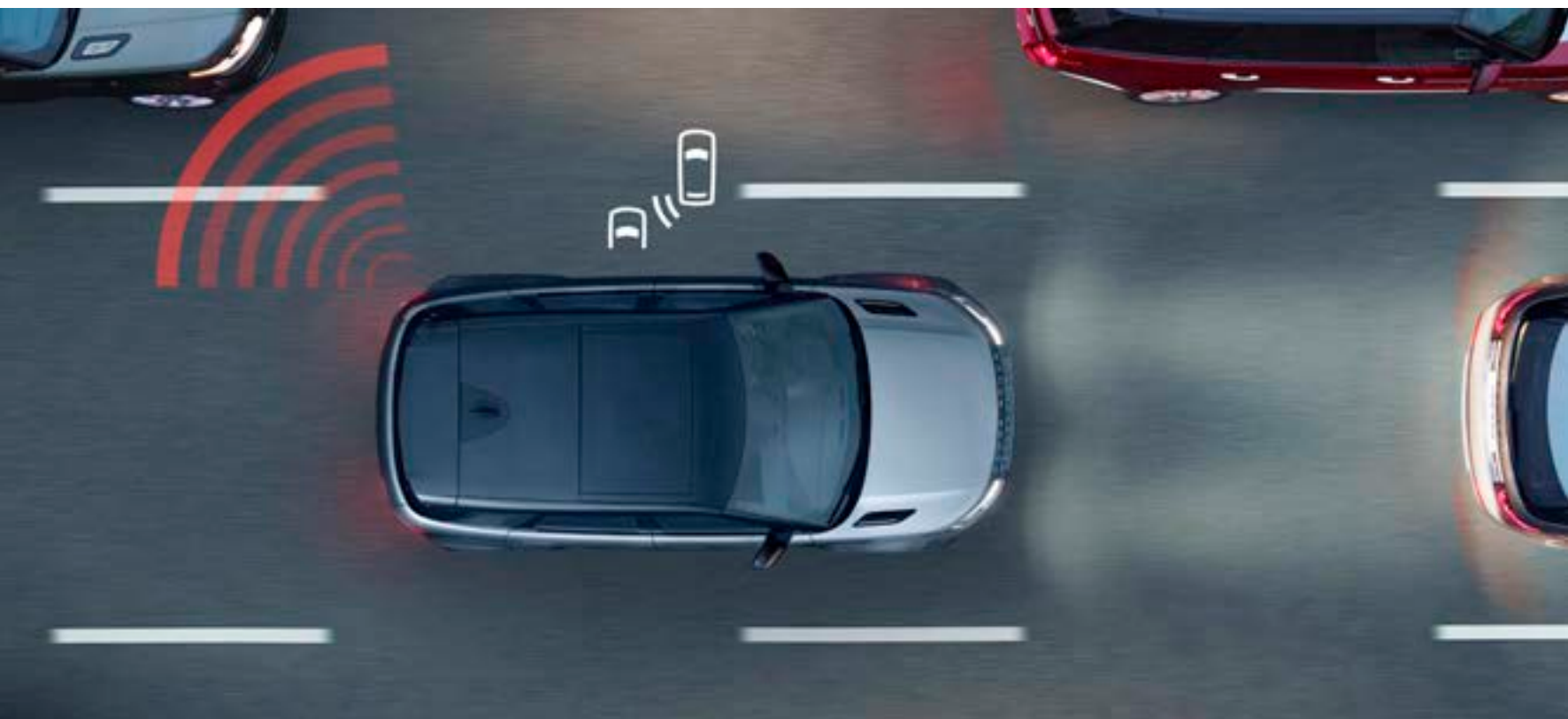
PERFORMANCE

VERSATILITY

PERSONALISATION

THE WORLD OF  
LAND ROVER

DRIVER ASSISTANCE PACKS



BLIND SPOT ASSIST PACK<sup>1</sup>

**Blind Spot Assist**<sup>2</sup> – If another car is detected in your blind spot when you begin to change lanes, a warning light illuminates in the corresponding door mirror and steering torque encourages you to guide your vehicle away from potential collision.

**Clear Exit Monitor** – Warns passengers as they exit of approaching hazards, such as passing vehicles and cyclists.

**Rear Traffic Monitor** – Warns you of vehicles, pedestrians or other hazards approaching from either side. Particularly useful when reversing out of a parking bay.

DRIVER ASSIST PACK<sup>1</sup>

**Blind Spot Assist Pack** – Contains the features of Blind Spot Assist Pack: Blind Spot Assist<sup>2</sup>, Rear Traffic Monitor and Clear Exit Monitor.

**Rear Collision Monitor** – If a vehicle approaching from behind is not slowing down, Range Rover Evoque will attempt to alert the approaching driver to brake by automatically flashing the hazard lights.

**Adaptive Cruise Control** – Keeps your vehicle a safe distance from the vehicle in front, should it slow or stop when you’re cruising or travelling in slow-moving traffic. If the vehicle in front stops, you will come to a smooth halt.

<sup>1</sup>Optional feature. Model dependent. The option shown has linked features. <sup>2</sup>Blind Spot Assist can help prevent collisions. If your vehicle detects another car in your blind spot when you begin to change lanes, a rotational force is automatically applied to the steering wheel – indicating a steering correction should be made.

# CHOOSE YOUR MODEL

[🔧 BUILD YOUR OWN](#)

There's a Range Rover Evoque model to suit every style. Range Rover Evoque R-Dynamic pushes the boundaries of design by being bolder and sportier, a vehicle with undoubted appeal. And for those seeking a commanding drive, Range Rover Evoque Autobiography features Burnished Copper lettering, Black exterior accents and 21" wheels\*.

\*Engine dependent.



RANGE ROVER EVOQUE R-DYNAMIC



RANGE ROVER EVOQUE AUTOBIOGRAPHY



DESIGN

IN-CAR TECHNOLOGY

CAPABILITY

PERFORMANCE

VERSATILITY

PERSONALISATION

THE WORLD OF  
LAND ROVER

# EDITIONS

Range Rover Evoque Bronze Collection’s unique design makes a sophisticated statement. Available in a choice of three colours, it features a striking Corinthian Bronze contrast roof and new 20" Satin Dark Grey wheels.

 FIND A RETAILER



RANGE ROVER EVOQUE BRONZE COLLECTION

# ACCESSORIES

 [EXPLORE ACCESSORIES](#)

Land Rover Accessories can be purchased through your Land Rover Retailer and added at any stage of the vehicle’s life – not just when it’s new. Land Rover accessories are designed, tested and manufactured to the same exacting standards as the original equipment fitted to your vehicle. For more information and to see the full list of accessories please visit [accessories.landrover.com/za/en](#) You can also include accessories when you configure your Range Rover Evoque at [landrover.co.za](#)

Vehicle shown is Range Rover Evoque R-Dynamic HSE in Silicon Silver with optional features and accessories fitted (market dependent).





## THE RANGE ROVER COLLECTION

Our latest range of premium lifestyle accessories are crafted with the same design excellence, refinement, and attention to detail as our vehicles.

**Range Rover Leather Tote Bag** - Style, simplicity, sophistication. It all comes to the fore with this cross-grained Leather Tote Bag in Deep Garnet. Featuring a chevron print lining with an easy-to-reach internal key pocket, its design is understated yet unmistakable.

**Range Rover Round Keyring** - Crafted from Milled Steel, this distinctive keyring is inspired by the Range Rover rotary dial. With a Black nickel finish and debossed wordmark to the outer ring edge.

**Range Rover Umbrella** - Your cover for all conditions. This wind-tested Range Rover Umbrella features a Black leather handle with debossed Range Rover wordmark, spring-loaded automatic opening and polycotton canopy.

**Range Rover Cufflinks** - A refined set of whale-back cufflinks inspired by the Range Rover rotary dial and crafted from Milled Steel. With a Black nickel finish and debossed wordmark.

**Range Rover Leather Wallet** - An elegant cross-grained leather wallet in Deep Garnet with chevron print to the inner lining. Features Range Rover rotary dial detail with debossed wordmark to the inside.

**Range Rover Sunglasses** - Lightweight aviator-style sunglasses in Silver. Machined from a single sheet of Japanese Seta-titanium, with NXT® polarized lenses for ultimate UV protection and colour clarity. Other styles available.



[EXPLORE THE COLLECTION](#)



DESIGN

IN-CAR TECHNOLOGY

CAPABILITY

PERFORMANCE

VERSATILITY

PERSONALISATION

THE WORLD OF  
LAND ROVER

# THE WORLD OF LAND ROVER



Your Land Rover has been designed and engineered to help you make more of your world. It can take you to places others simply can't reach, in a style that cannot be matched. With a vehicle from Special Vehicle Operations, that sense of individuality can be taken to even greater heights. As a celebration of the Land Rover lifestyle, we've put together a range of experiences, publications and the Land Rover Lifestyle Collection. There's a world to explore. Get out there and enjoy it.



> BOOK AN EXPERIENCE



> SPECIAL VEHICLE OPERATIONS



> LAND ROVER COLLECTION



> LAND ROVER ADVENTURE TRAVEL



DESIGN

IN-CAR TECHNOLOGY

CAPABILITY

PERFORMANCE

VERSATILITY

PERSONALISATION

THE WORLD OF  
LAND ROVER



**BUILD YOUR OWN**

Use the configurator to design your perfect Range Rover Evoque.



**FIND A RETAILER**

Search for a Land Rover Retailer near you.



**COMPARE OUR VEHICLES**

Select up to three Land Rover vehicles and compare them side by side.



**BOOK A TEST DRIVE**

Arrange a test drive through your local Land Rover Retailer.

**YOUR PEACE OF MIND**

[> CUSTOMER SERVICE](#)

[> LAND ROVER ROADSIDE ASSISTANCE](#)

[> LAND ROVER FINANCIAL SERVICES](#)

[> LAND ROVER FLEET & BUSINESS](#)



DESIGN

IN-CAR TECHNOLOGY

CAPABILITY

PERFORMANCE

VERSATILITY

PERSONALISATION

**THE WORLD OF  
LAND ROVER**

IMPORTANT NOTICE: Some features on images may vary between optional and standard for different model years and due to the impact of Covid-19, many of our images have not been updated to reflect 22MY specifications. Please refer to the car configurator and additionally consult your local Retailer for detailed 22MY specifications and do not base an order on website imagery alone. Jaguar Land Rover Limited is constantly seeking ways to improve the specification, design and production of its vehicles, parts and accessories and alterations take place continually, and we reserve the right to change without notice.

COLOURS: Image colours reproduced here are provided for illustrative purposes only. Colours are reproduced on-screen and may therefore vary compared to the actual finish. The company reserves the right to alter or withdraw any colour finish without notice. Some of these colours may not be obtainable in your country. Please check availability of colours and current specifications with your Land Rover Retailer. Distributors and Retailers are not agents of Jaguar Land Rover Limited and have absolutely no authority to bind Jaguar Land Rover Limited to any express or implied undertaking or representation.

Information and images displayed in relation to the InControl technology, including Touchscreen, App screens, or sequences are subject to regular software updates, version control and other system/visual changes depending on options selected.

Optional features and their availability may differ by vehicle specification (model and powertrain), or require the installation of other features in order to be fitted. Please contact your local Retailer for more details, or configure your vehicle online. All in-car features should be used by drivers only when safe for them to do so. Drivers must ensure they are in full control of the vehicle at all times. Certain features require an appropriate SIM with a suitable data contract, which will require a further subscription after the initial term advised by your Retailer.

Castrol EDGE Professional exclusively recommended by Land Rover.  
Android™ is a trademark of Google LLC.  
Apple® is a registered trademark of Apple Inc., registered in the US and other countries.  
Meridian™ is a registered trademark of Meridian Audio Ltd.  
Trifield™ and the three fields device is a trademark of Trifield Productions Ltd.

Vehicles shown are from the Land Rover global range. Specifications, options and availability will vary between markets and should be verified with your nearest Land Rover Retailer. CO<sub>2</sub> and fuel economy figures may vary according to wheel fitment and optional extras fitted.

Vehicles shown include Range Rover Evoque Autobiography in Carpathian Grey and R-Dynamic HSE in Nolita Grey.  
Vehicles are shown with optional features and accessories fitted (market dependent).

**Jaguar Land Rover Limited**  
Registered Office: Abbey Road, Whitley,  
Coventry CV3 4LF United Kingdom.  
Registered in England: Number 1672070  
landrover.com  
© Copyright Jaguar Land Rover Limited 2021.



# TECHNICAL SPECIFICATION 2021 RANGE ROVER EVOQUE



ABOVE & BEYOND



# Engines

You can select from a choice of diesel, petrol and Plug-in Hybrid engines. These engines are designed for clean and efficient combustion. All are equipped with Stop/Start technology, and All Wheel Drive engines come with smart regenerative charging.

Configure your Range Rover Evoque at [landrover.co.za](https://www.landrover.co.za)

## POWERTRAIN

Transmission
Driveline
Maximum power (kW/rpm)
Maximum torque (Nm/rpm)
Capacity (cc)
No. of cylinders/Valves per cylinder
Cylinder layout
Bore/stroke (mm)
Compression ratio (:1)

## FUEL ECONOMY\*

Consumption	Combined	l/100km
CO <sub>2</sub> Emissions	Combined	g/km

DIESEL
D200
Automatic
All Wheel Drive (AWD)
150/3,750
430/1,750-2,500
1,997
4/4
Transverse
83/92.31
16.5+/-0.5
From 5.9
From 155

- Not Available

\*The figures provided are NEDC calculated from official manufacturer's tests. Figures may vary according to environment and driving style. For comparison purposes only. Real-world figures may differ.

Some features on images may vary between optional and standard for different model years and due to the impact of Covid-19, many of our images have not been updated to reflect 22MY specifications. Please refer to the car configurator and additionally consult your local Retailer for detailed 22MY specifications and do not base an order on website imagery alone. Jaguar Land Rover Limited is constantly seeking ways to improve the specification, design and production of its vehicles, parts and accessories and alterations take place continually, and we reserve the right to change without notice.

TECHNICAL SPECIFICATION

FUEL ECONOMY - continued

Fuel tank capacity - useable litres	Eco tank
	Large tank
Diesel Exhaust Fluid (DEF) - useable litres	Eco tank
	Large tank

Selective Catalytic Reduction Filter/  
Gasoline Particulate Filter (SCR/GPF)

PERFORMANCE

Acceleration (secs) 0-100km/h
Maximum speed km/h

BRAKES

Front type
Front diameter (mm)
Rear type
Rear diameter (mm)
Park Brake diameter (mm)

WEIGHTS (kg)\*

Unladen weight (EU)**
Unladen weight (DIN)†
Gross Vehicle Weight (GVW)

TOWING (kg)

Unbraked trailer
Maximum towing
Maximum coupling point (nose weight)
Maximum vehicle and trailer combination

ROOF CARRYING (kg)

Maximum roof load (including cross bars)
--

DIESEL	
D200	
54	
65	
12	
17	
■	
8.5	
213	
Twin piston sliding caliper, Vented disc	
349	
Single piston sliding caliper, Solid disc	
300	
300	
1,909	
1,834	
2,450	
750	
Up to 2,000	
100	
4,450	
75	

■ Standard

\*Weights reflect vehicles to standard specifications. Optional extras increase weight.

\*\*Includes a 75kg driver, full fluids and 90% fuel.

†Includes full fluids and 90% fuel.

# ENGINES

## POWERTRAIN

Transmission
Driveline
Maximum power (kW/rpm)
Maximum torque (Nm/rpm)
Capacity (cc)
No. of cylinders/Valves per cylinder
Cylinder layout
Bore/stroke (mm)
Compression ratio (:1)

## FUEL ECONOMY\*

Consumption	Combined	l/100km
CO <sub>2</sub> Emissions	Combined	g/km

PETROL
P250
Automatic
All Wheel Drive (AWD)
184/5,500
320/1,300-4,500
1,997
4/4
Transverse
83/92.29
10.5+/-0.5
From 8.3
From 191

\*The figures provided are NEDC calculated from official manufacturer's tests. Figures may vary according to environment and driving style. For comparison purposes only. Real-world figures may differ.

TECHNICAL SPECIFICATION

FUEL ECONOMY - continued

Fuel tank capacity - useable litres	Large tank
Selective Catalytic Reduction Filter/ Gasoline Particulate Filter (SCRF/GPF)	

PERFORMANCE

Acceleration (secs) 0-100km/h
Maximum speed km/h

BRAKES

Front type
Front diameter (mm)
Rear type
Rear diameter (mm)
Park Brake diameter (mm)

WEIGHTS (kg)\*\*

Unladen weight (EU)†
Unladen weight (DIN)††
Gross Vehicle Weight (GVW)

TOWING (kg)

Unbraked trailer
Maximum towing
Maximum coupling point (nose weight)
Maximum vehicle and trailer combination

ROOF CARRYING (kg)

Maximum roof load (including cross bars)
--

PETROL	
P250	
67	
■	
7.6	
230*	
Twin piston sliding caliper, Vented disc	
349	
Single piston sliding caliper, Vented disc	
300	
300	
1,862	
1,787	
2,430	
750	
Up to 1,800	
100	
4,230	
75	

■ Standard

\*If vehicle is fitted with 17" or 18" wheels the top speed will be 221 km/h.

\*\*Weights reflect vehicles to standard specifications. Optional extras increase weight.

†Includes a 75kg driver, full fluids and 90% fuel.

††Includes full fluids and 90% fuel.

# ENGINES

## POWERTRAIN

Transmission
Driveline
Maximum power (kW/rpm)
Maximum torque (Nm/rpm)
Capacity (cc)
No. of cylinders/Valves per cylinder
Cylinder layout
Bore/stroke (mm)
Compression ratio (:1)

## FUEL ECONOMY\*\*

Consumption	Combined	l/100km
CO <sub>2</sub> Emissions	Combined	g/km

PETROL PHEV
P300e
Automatic
All Wheel Drive (AWD)
227/5,500*
540/2,000-2,500*
1,498
3/4
Transverse
83/92.29
10.5+/-0.5
From 2.0
From 43

■ Standard – Not Available.

\*When combined with electric motor.

\*\*The figures provided are NEDC calculated from official manufacturer’s tests. Figures may vary according to environment and driving style. For comparison purposes only. Real-world figures may differ.

TECHNICAL SPECIFICATION

FUEL ECONOMY - continued

Fuel tank capacity - useable litres	Large tank
Selective Catalytic Reduction Filter/ Gasoline Particulate Filter (SCR/GPF)	
EV Range*	km

PERFORMANCE

Acceleration (secs) 0-100km/h
Maximum speed km/h

ELECTRIC MOTOR DATA

Maximum Power (kW)
Maximum Torque (Nm)

BRAKES

Front type
Front diameter (mm)
Rear type
Rear diameter (mm)
Park Brake diameter (mm)

WEIGHTS (kg)\*\*

Unladen weight (EU)†
Unladen weight (DIN)††
Gross Vehicle Weight (GVW)

TOWING (kg)

Unbraked trailer
Maximum towing
Maximum coupling point (nose weight)
Maximum vehicle and trailer combination

ROOF CARRYING (kg)

Maximum roof load (including cross bars)
--

PETROL PHEV
P300e
57
■
68
6.4
213
80
260
Twin piston sliding caliper, Vented disc
349
Single piston sliding caliper, Vented disc
325
325
2,157
2,082
2,660
750
Up to 1,600
100
4,260
75

■ Standard – Not Available.

\*The figures provided are NEDC calculated from official manufacturer’s tests. Figures may vary according to environment and driving style. For comparison purposes only. Real-world figures may differ.

\*\*Weights reflect vehicles to standard specifications. Optional extras increase weight.

†Includes a 75kg driver, full fluids and 90% fuel.

††Includes full fluids and 90% fuel.

DIMENSIONS AND CAPABILITIES

RIDE HEIGHT

With roof antenna 1,649mm

HEADROOM

Maximum front/rear headroom with standard roof 989mm/973mm  
Maximum front/rear headroom with panoramic roof 1,013/997mm

LEGROOM

Maximum front legroom 1,016mm  
Maximum rear legroom 864mm

LOADSPACE CAPACITY

Height 702mm, Width 1,301mm  
Loadspace width between arches 1,053mm  
Maximum loadspace volume behind first row  
Dry\* 1,156 litres, Wet\*\* 1,383 litres  
Maximum loadspace volume behind second row  
Dry\* 472 litres, Wet\*\* 591 litres

OBSTACLE CLEARANCE

Standard ride height 212mm

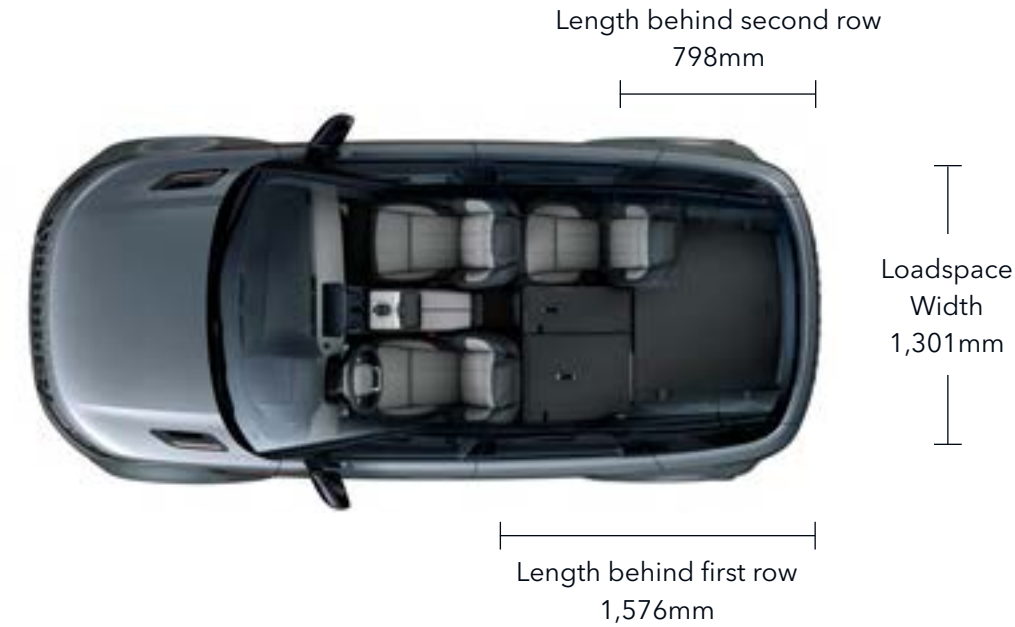
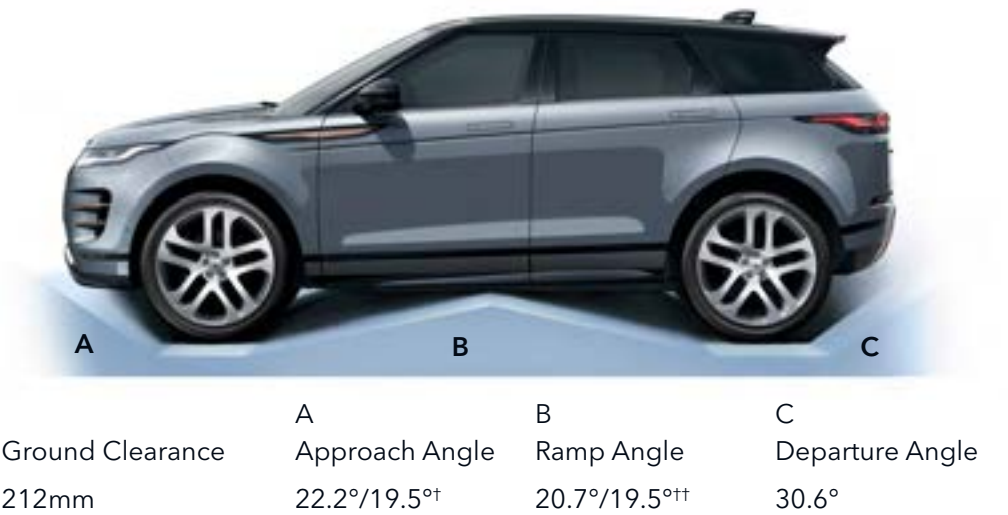
TURNING CIRCLE

Kerb-to-kerb 11.6m  
Wall-to-wall 11.9m  
Turns lock-to-lock 2.3

WADING DEPTH

Maximum wading depth 530mm

Width 1,996mm mirrors folded  
Width 2,100mm mirrors out



\*Dry: Volume as measured with Verband Der Automobilindustrie-compliant solid blocks (200mm x 50mm x 100mm). Volume measured up to headliner.  
\*\*Wet: Volume as measured by simulating the loadspace filled with liquid. Volume measured up to headliner. †R-Dynamic and Autobiography models only. ††P300e models only.