



E-PACE



ENTER

swipe to interact

With its assertive looks, muscular form and dramatic curves, E-PACE builds on our past and points towards our future.

“A truly focused interior with the most up-to-date connected technology, rich colourways and exclusive details. E-PACE’s new cockpit has been refined to beautifully integrate our latest digital interfaces, premium driving controls and enhanced soft-touch materials.”

Alister Whelan.

ALISTER WHELAN
CREATIVE DIRECTOR, INTERIOR DESIGN



DESIGN

PERFORMANCE

TECHNOLOGY

PRACTICALITY
AND SAFETY

YOUR E-PACE



DYNAMIC DESIGN

E-PACE is our fresh, bold SUV with a new foil-tipped grille – giving it an even more assertive look. The vehicle's muscular form flows around the wheel arches, creating dramatic curves reminiscent of F-TYPE, our most renowned sports car.

Vehicles shown are from the Jaguar global range. Specifications, options and availability may vary between markets and should be verified with your local Jaguar Retailer. CO₂ and fuel economy figures may vary according to wheel fitment and optional extras fitted.

Features and their availability may differ by vehicle specification and market. Please refer to the Specification and Price Guide for details or contact your local Jaguar Retailer for more information.

**VEHICLE SHOWN: E-PACE R-DYNAMIC HSE IN BLUEFIRE BLUE
WITH OPTIONAL FEATURES FITTED**



DESIGN

PERFORMANCE

TECHNOLOGY

PRACTICALITY
AND SAFETY

YOUR E-PACE

A STRIKING PRESENCE

Slim and striking with the option of signature double ‘J’ blades and Animated Directional Indicators, the vehicle’s LED lights feature all-new pixel technology* and the latest in our high beam expertise. They produce a colour of light closer to daylight to help reduce driver fatigue and ensure E-PACE leaves a lasting impression.

*Optional feature.

VEHICLE SHOWN: E-PACE R-DYNAMIC HSE IN BLUEFIRE BLUE WITH OPTIONAL FEATURES FITTED



DESIGN

PERFORMANCE

TECHNOLOGY

PRACTICALITY
AND SAFETY

YOUR E-PACE



GOOD LOOKS. FROM ANY ANGLE.

E-PACE's purposeful stance expresses Jaguar's design credentials, with pronounced rear haunches and sporty characteristics such as the 21" Diamond Turned wheel¹. These enhance its presence even further. Rear lamp graphics accentuate its posture, with performance-inspired integrated exhausts² adding a premium finish.

¹Optional feature, engine dependent. ²Engine dependent.

VEHICLE SHOWN: E-PACE R-DYNAMIC HSE IN BLUEFIRE BLUE WITH OPTIONAL FEATURES FITTED



DESIGN

PERFORMANCE

TECHNOLOGY

PRACTICALITY
AND SAFETY

YOUR E-PACE



STEP INTO YOUR OWN WORLD

Inside E-PACE's design-focused environment, everything has a specific purpose, style and sense of refinement. This allows for class-leading small item stowage, perfect for day-to-day use. The embossed leaper headrest detail and Chrome accents make the everyday more special. You can choose to accentuate the space using considered materials and bold colourways. Our R-DYNAMIC model includes sport seats with contrast stitching. You can choose to design your interior, your way.

VEHICLE SHOWN: E-PACE R-DYNAMIC HSE WITH CLOUD PERFORATED WINDSOR LEATHER SPORT SEATS WITH EBONY/CLOUD INTERIOR. OPTIONAL FEATURES ALSO FITTED



DESIGN

PERFORMANCE

TECHNOLOGY

PRACTICALITY
AND SAFETY

YOUR E-PACE

SIT BACK AND SETTLE IN

In E-PACE, every component you can see and touch has been meticulously designed to deliver a refined experience. The all-new Drive Selector with cricket ball stitching, an 11.4" Touchscreen and a leather grab handle reiterate the driver focus. Overhead, a panoramic roof* floods the space with natural light. This space is a haven.

*Optional feature.

In-car features should be used by drivers only when safe to do so. Drivers must ensure they are in full control of their vehicle at all times.

VEHICLE SHOWN: E-PACE R-DYNAMIC HSE WITH CLOUD PERFORATED WINDSOR LEATHER SPORT SEATS WITH EBONY/CLOUD INTERIOR. OPTIONAL FEATURES ALSO FITTED



DESIGN

PERFORMANCE

TECHNOLOGY

PRACTICALITY
AND SAFETY

YOUR E-PACE



DETAILS MAKE THE DIFFERENCE

Allow your eyes to follow the contours around the cabin. You'll notice the seating is crafted from sustainable materials, or a choice of leather upholstery for added sophistication. Whilst such touches as woven labels with a Jaguar print match the detail of the cupholder tray. A subtle cub graphic on both the windscreen and the puddle lamp add to the vehicle's character. There is so much to enjoy.

POWER. PERFORMANCE. PRECISION.

With power, driving pleasure and fuel economy, a selection of engines are available to complement your style. Choose from our new Plug-in Hybrid (PHEV), 4-cylinder Diesel or 4-cylinder Petrol. This advanced system turns the engine off during low-speed deceleration and harvests kinetic energy from braking to help charge the battery. Such a combination maximises efficiencies, especially during urban driving.

VEHICLE SHOWN: E-PACE R-DYNAMIC HSE IN CALDERA RED WITH OPTIONAL FEATURES FITTED



DESIGN

PERFORMANCE

TECHNOLOGY

PRACTICALITY
AND SAFETY

YOUR E-PACE



PLUG-IN HYBRID (PHEV)

When you drive around town or set off on your daily commute – in All-electric Mode – the system delivers greater efficiencies with fewer emissions. When you combine this with the vehicle's combustion engine, E-PACE readily tackles those longer drives and optimises its performance and fuel consumption, whilst going greener.

VEHICLE SHOWN: E-PACE R-DYNAMIC HSE IN FUJI WHITE WITH OPTIONAL FEATURES FITTED



DESIGN

PERFORMANCE

TECHNOLOGY

PRACTICALITY
AND SAFETY

YOUR E-PACE

SETTING THE PACE

You ask, E-PACE responds. A series of advanced technologies, such as Torque Vectoring by Braking* and All Surface Progress Control*, help to maintain control and composure. The optional Adaptive Dynamics* system rapidly analyses the road surfaces and driving style to deliver a constant connection between road and driver. To further personalise your drive, JaguarDrive Control enables a choice of driving modes and allows you to tailor a ‘dynamic’ setup. The optional Configurable Dynamics allows you to further personalise your E-PACE for a truly exhilarating drive.

*Engine dependent.



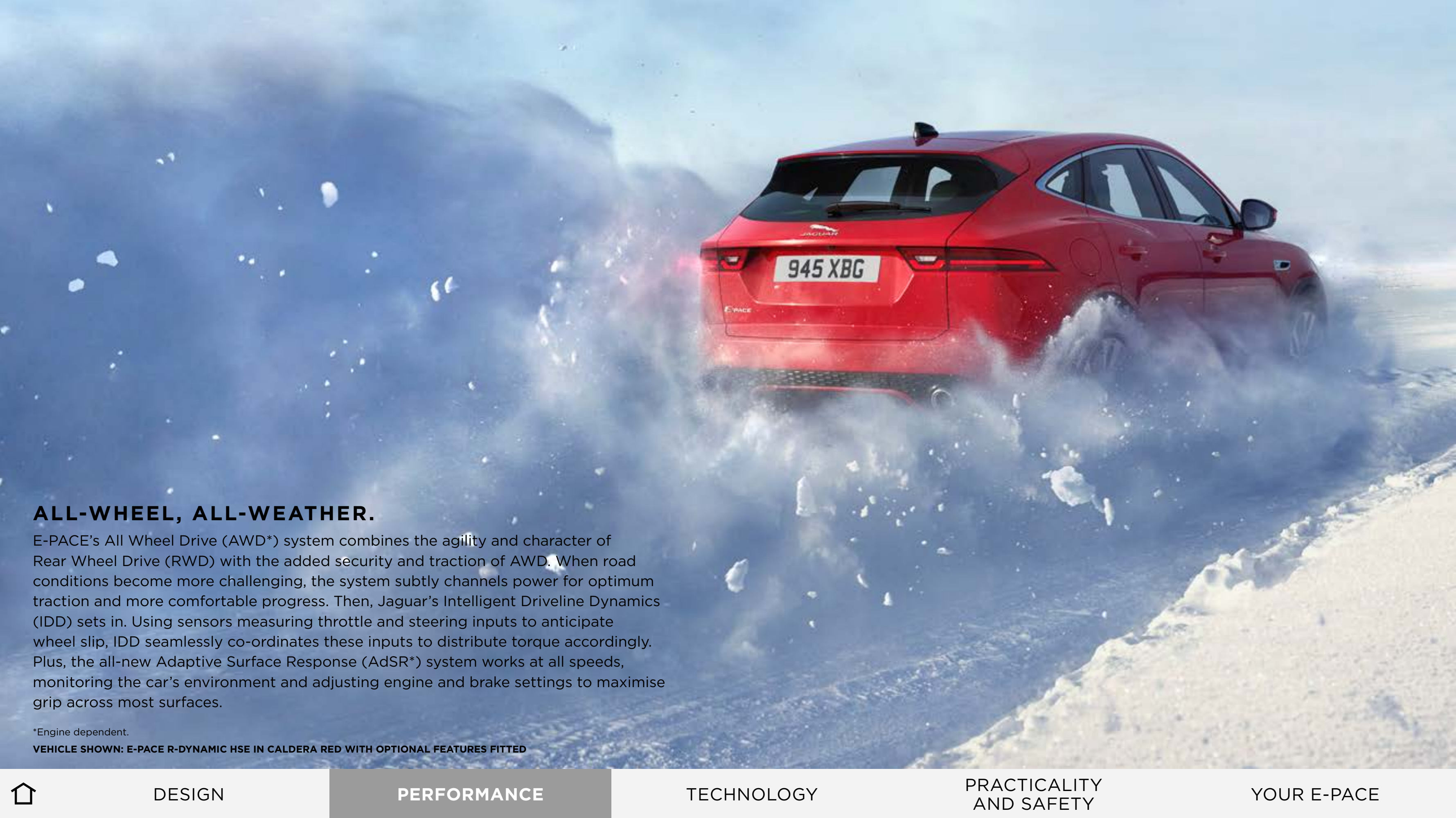
DESIGN

PERFORMANCE

TECHNOLOGY

PRACTICALITY
AND SAFETY

YOUR E-PACE



ALL-WHEEL, ALL-WEATHER.

E-PACE's All Wheel Drive (AWD*) system combines the agility and character of Rear Wheel Drive (RWD) with the added security and traction of AWD. When road conditions become more challenging, the system subtly channels power for optimum traction and more comfortable progress. Then, Jaguar's Intelligent Driveline Dynamics (IDD) sets in. Using sensors measuring throttle and steering inputs to anticipate wheel slip, IDD seamlessly co-ordinates these inputs to distribute torque accordingly. Plus, the all-new Adaptive Surface Response (AdSR*) system works at all speeds, monitoring the car's environment and adjusting engine and brake settings to maximise grip across most surfaces.


*Engine dependent.
VEHICLE SHOWN: E-PACE R-DYNAMIC HSE IN CALDERA RED WITH OPTIONAL FEATURES FITTED



A FULLY CONNECTED JOURNEY

SIMPLICITY AS STANDARD

No more endless menus. No more fidgety commands. Pivi Pro, Jaguar's impressive and seamless in-car infotainment system, enables you to do 80 percent of most tasks with just one or two taps. All on the home screen. Engineered around a smartphone-like interface, it features an intuitive 11.4" Touchscreen that allows you to go right to what's needed, when you need it. Plus, you can even connect your smartphone* and enjoy your favourite compatible apps.



androidauto

*Connected Navigation will require further subscription after the initial term advised by your Jaguar Retailer.

Compatible smartphones only. Your car is prepared for Apple CarPlay®. The services offered by Apple CarPlay depend on feature availability in your country, please see apple.com for more information. Your car is prepared for Android Auto™. The services offered by Android Auto depends on feature availability in your country, please see android.com for more information. Apple CarPlay is a Trademark of Apple Inc.

All in-car features should be used by drivers only when safe for them to do so. Drivers must ensure they are in full control of the vehicle at all times.

Pivi and InControl features, options, third party services and their availability remain market dependent - check with your Jaguar Retailer for local market availability and full terms. Mobile network connectivity cannot be guaranteed in all locations. Information and images displayed in relation to the InControl technology, including screens or sequences, are subject to software updates, version control and other system/visual changes depending on options selected.



DESIGN

PERFORMANCE

TECHNOLOGY

PRACTICALITY
AND SAFETY

YOUR E-PACE

PREMIUM FUNCTIONALITY

With Pivi Pro¹ you'll enjoy fast start-up and even greater connectivity. With the Remote App² as standard, your E-PACE is always in the palm of your hand. Preset your navigation, confirm your vehicle's location, check fuel levels and set the interior temperature - all before you've opened the car door. Along the way, intelligent re-routing can find you the best path to take, as well as café locations and traffic hotspots. Intelligent and intuitive, it also learns your regular and favourite routes, so that Smart Voice Guidance can make sure your song won't be interrupted with unnecessary instructions. A 12.3" Interactive Driver's Display is optional, as is Head-up Display, which projects key information onto the windscreen in your line of sight, so you can focus on the road ahead.

¹Connected Navigation will require further subscription after the initial term advised by your local Jaguar Retailer. ²Remote contains subscription services that can be extended after the initial term advised by your local Jaguar Retailer. The Remote App will need to be downloaded from the Apple App Store/Google Play Store.

In-car features should be used by drivers only when safe to do so. Drivers must ensure they are in full control of the vehicle at all times.



FEEL THE MUSIC WITH MERIDIAN™

Meridian’s™ approach to in-car audio is all about managing the sound stage; intensifying the levels of depth, clarity and realism of the music, by using a combination of advanced acoustic technology and strategically positioned speakers.

Wherever you sit in the car, you’ll get the same concert-quality sound. Each strike of the piano, every guitar pick, horn blast, chorus and melody reveals itself with precision and texture, just as the artist intended. It’s intimate, dramatic and atmospheric – whether you’re enjoying the twists and turns of an open road or stuck in rush-hour traffic.

EXPLORE MERIDIAN™



6 SPEAKERS

1. SOUND SYSTEM

Give new levels of realism to your favourite music with a combination of speakers, amplifier, Audio Equalisation and Dynamic Volume Control.



11 SPEAKERS 1 SUBWOOFER 400W AMPLIFIER POWER

2. MERIDIAN™ SOUND SYSTEM

Brings detail and clarity to everyone in the car with strategically arranged speakers and a dual-channel subwoofer to deliver a full, sophisticated sound.



16 SPEAKERS 1 SUBWOOFER 650W AMPLIFIER POWER

3. MERIDIAN™ SURROUND SOUND SYSTEM

Enjoy an engaging, authentic concert hall experience as you’re enveloped in the fullness and clarity of side, front and rear speakers seamlessly integrated using Trifield™ technology.

Visuals aim to represent the perceived placement of the musicians based on an occupant seated on the right side of the vehicle.
Meridian™ is a registered trademark of Meridian™ Audio Ltd.
Trifield™ and the three fields device is a trademark of Trifield™ Productions Ltd.



EVERYDAY PRACTICALITY

Wherever you want to go and whatever you want to take, E-PACE can readily accommodate you, your passengers and your luggage. Its 40:20:40 rear seats allow you to extend the loadspace, with a class-leading maximum width of 1.311m. Which makes taking those bigger items easier. Now it's up to you how you fill it.

VEHICLE SHOWN: E-PACE R-DYNAMIC SE IN HAKUBA SILVER WITH OPTIONAL FEATURES FITTED (MARKET DEPENDENT)



DESIGN

PERFORMANCE

TECHNOLOGY

PRACTICALITY
AND SAFETY

YOUR E-PACE



A PLACE FOR EVERYTHING

E-PACE has plenty of stowage space, including a flexible centre console with a removable cupholder tray, that can also safely store your tablet. Well-placed spaces such as the sculpted door bins ensure you can easily find those items you need to be readily at hand. Two USB sockets are also featured, plus three optional USB sockets¹ for passengers in the back. A wireless charging alcove with signal-boosting technology² is incorporated into the cabin space.

¹Model dependent. ²Compatible smartphones only. Optional feature.



DESIGN

PERFORMANCE

TECHNOLOGY

PRACTICALITY
AND SAFETY

YOUR E-PACE



SEEING THINGS DIFFERENTLY

ClearSight interior rear view mirror* provides you with a completely unobstructed view out of the rear of the vehicle. This up-to-the-minute technology live streams video onto a high-resolution screen on your rear view mirror from a camera pod mounted on top of E-PACE's roof, ensuring constant visibility regardless of what's behind you.

*Optional feature. Subject to local regulations. If bifocal or varifocal users cannot easily adjust focus on the ClearSight digital rear view image, they may revert to rear view mirror mode at any time.



DESIGN

PERFORMANCE

TECHNOLOGY

**PRACTICALITY
AND SAFETY**

YOUR E-PACE



MEET YOUR SECOND IN COMMAND

E-PACE has a wealth of innovative driver assistance features available as standard, including Front and Rear Parking Aid, Emergency Braking, Cruise Control and Speed Limiter and Lane Keep Assist. From helping you react, to providing additional safety and confidence on the road, every one of these features has been designed and engineered to heighten your enjoyment of the vehicle. Additional driver assistance packs are also available, offering a wider range of advanced features to enhance your driving experience even further.

VEHICLE SHOWN: E-PACE R-DYNAMIC SE IN HAKUBA SILVER WITH OPTIONAL FEATURES FITTED



3D SURROUND CAMERA. IT'S LIKE HAVING EYES EVERYWHERE.

Optional 3D Surround Camera helps you see more. New 3D exterior perspectives alongside a 360° overhead view of your E-PACE help you manoeuvre with confidence. Additional driver assistance packs are available, including the Blind Spot Assist Pack* and Driver Assist Pack* – consisting of features such as Adaptive Cruise Control. This technology assists with acceleration and braking to make motorway driving and heavy traffic situations easier and more comfortable.

*The option shown has linked features.

Blind Spot Assist can help prevent collisions. If your vehicle detects another car in your blind spot when you begin to change lanes, a rotational force is automatically applied to the steering wheel – indicating a steering correction should be made.



DESIGN

PERFORMANCE

TECHNOLOGY

PRACTICALITY
AND SAFETY

YOUR E-PACE



PERFORMANCE AT ITS CORE

E-PACE R-DYNAMIC

E-PACE R-DYNAMIC gives you a sporty dimension. Its exterior features Diamond Turned wheels and Satin Shadow Atlas grille tips, which highlight a notably more assertive design aesthetic. Whilst LED headlights elevate its contemporary appeal. Inside, you'll find Ebony suedecloth headlining, along with sport seats, contrast stitching and R-DYNAMIC branding throughout.

VEHICLE SHOWN: E-PACE R-DYNAMIC IN CALDERA RED



DESIGN

PERFORMANCE

TECHNOLOGY

PRACTICALITY
AND SAFETY

YOUR E-PACE



E-PACE R-DYNAMIC BLACK

E-PACE R-DYNAMIC BLACK takes its cues from its sports car-inspired design. The striking Black Exterior Pack, including Black mirror caps, is paired with sleek 19" Satin Grey wheels, creating a distinctive presence. This is further elevated by the privacy glass, adding to the assertive exterior. Inside, a panoramic roof brings the outside in, a luxuriant touch for you and your passengers.



E-PACE 300 SPORT

300 SPORT has a truly assertive look, accentuated by the Black Exterior Pack, Black contrast roof and 20" Diamond Turned wheels. Intelligent features such as Configurable and Adaptive Dynamics – as standard – along with Active Driveline, make for a connected and engaging drive, while performance is enhanced by its 221kW 4-cylinder engine. A host of technology features add even more convenience, with Head-up Display, a powered tailgate and Keyless Entry fitted as standard. Open roads beckon.

VEHICLES SHOWN: E-PACE R-DYNAMIC BLACK IN OSTUNI PEARL WHITE AND E-PACE 300 SPORT IN EIGER GREY



DESIGN

PERFORMANCE

TECHNOLOGY

PRACTICALITY
AND SAFETY

YOUR E-PACE

CREATE YOUR OWN



> BUILD YOUR OWN



> FIND A RETAILER



> COMPARE OUR VEHICLES



> KEEP ME INFORMED

VEHICLE SHOWN: E-PACE R-DYNAMIC SE IN HAKUBA SILVER WITH OPTIONAL FEATURES FITTED



DESIGN

PERFORMANCE

TECHNOLOGY

PRACTICALITY
AND SAFETY

YOUR E-PACE



YOUR E-PACE, YOUR WAY.

Take ownership of your E-PACE by creating a truly personalised vehicle, perfectly suited to your lifestyle and taste. Set yourself apart with exterior accenting, including a Shadow Atlas grille with Gloss Black surround – adding even more dynamic emphasis. Fixed Side Steps, Cross Bars and a Roof-mounted Cycle Carrier also equip your vehicle for the great outdoors, and the optional Activity Key* is the perfect accessory for all your adventures. This wearable piece of tech replaces your keys when you can't take them, making life easier.

[EXPLORE ACCESSORIES](#)

*Activity Key can be charged in approximately two hours, providing up to 10 days battery life.

VEHICLE SHOWN: E-PACE SE IN FUJI WHITE WITH OPTIONAL FEATURES FITTED (MARKET DEPENDENT)



DESIGN

PERFORMANCE

TECHNOLOGY

PRACTICALITY
AND SAFETY

YOUR E-PACE

THE WORLD OF JAGUAR

Follow us on:



Your Jaguar drives with an instinct for performance, refined through decades of innovative design and engineering. Power and agility are combined with elegance and grace to deliver a vehicle like no other, a showcase taken even further by Special Vehicle Operations. As a celebration of Jaguar, we've also created a range of experiences and the Jaguar Lifestyle Collection. Added to which, we've even returned to the track with Jaguar Racing. Delve into our world of fearless creativity.



> BOOK AN EXPERIENCE



> SPECIAL VEHICLE OPERATIONS



> THE JAGUAR COLLECTION



> JAGUAR RACING



DESIGN

PERFORMANCE

TECHNOLOGY

PRACTICALITY
AND SAFETY

YOUR E-PACE



THE JAGUAR COLLECTION

Dynamic design. It's at the heart of our cars and in every detail of Jaguar's latest collection of apparel and lifestyle accessories for all the family.

Jaguar Junior Ride-on Car – Created for kids and modelled on a real Jaguar. Complete with working front and rear LED lights, soft-touch seat and low-noise tyres. Takes three AA batteries (not included). Suitable for children aged 18-36 months.

Growler Graphic Cap – A comfortable cotton cap with silicone growler logo on the front. Features contrast panels with reflective piping, embroidered Jaguar wordmark to the rear, and leaper branded adjuster.

Stainless Steel Travel Flask – Inspired by Jaguar interiors, this smart travel flask features a start/stop ignition button to the lid, with an easy-grip finish.

Pocket Umbrella – Handy travel umbrella. Aluminium construction with a soft-touch handle.

Leather Loop Keyring – Brushed metal keyring with leather loop. Pull-and-twist key lock mechanism.

Polarised Performance Sunglasses – High-performance polarised sunglasses for all your activities. Features leaper logo to the corner of the lens.

[EXPLORE THE COLLECTION](#)



DESIGN

PERFORMANCE

TECHNOLOGY

PRACTICALITY
AND SAFETY

YOUR E-PACE

AT YOUR SERVICE

As well as providing a range of exclusive services and lifestyle products, the World of Jaguar makes owning and driving carefree and easy.

> **CUSTOMER SERVICE**

> **ROADSIDE ASSISTANCE**

> **FINANCIAL SERVICES**

> **FLEET & BUSINESS**

IMPORTANT NOTICE

Some features on images may vary between optional and standard for different model years and due to the impact of Covid-19, many of our images have not been updated to reflect 22MY specifications. Please refer to the car configurator and additionally consult your local Retailer for detailed 22MY specifications and do not base an order on website imagery alone. Jaguar Land Rover Limited is constantly seeking ways to improve the specification, design and production of its vehicles, parts and accessories and alterations take place continually, and we reserve the right to change without notice.

COLOURS

Images are provided for illustrative purposes only. Colours reproduced on-screen may vary compared to actual finish. The company reserves the right to alter or withdraw any colour finish without notice. Some of these colours may not be obtainable in your country. Please check availability of colours and current specifications with your local Jaguar Retailer. Distributors and Retailers are not agents of Jaguar Land Rover Limited and have absolutely no authority to bind Jaguar Land Rover Limited to any express or implied undertaking or representation.

ENVIRONMENTAL INNOVATION AT JAGUAR

Jaguar is committed to reducing dependency on fossil fuels, using fewer natural resources and creating less waste as part of our approach to responsible and sustainable business development.

Search ‘**Jaguar Environmental Innovation**’ for more details.

Castrol EDGE Professional exclusively recommended by Jaguar.

Meridian™ is the registered trademark of Meridian™ Audio Ltd.

HomeLink® is the registered trademark of Gentex Corporation.

The Bluetooth® wordmark and logos are owned by the Bluetooth SIG, Inc.

and any use of such marks by Jaguar Land Rover Limited is under license.

iPhone and Apple CarPlay® are trademarks of Apple Inc., registered in the US and other countries.

The navigation system must always be used in conditions that will not affect the driver's ability to drive safely or affect the safety of other road users.

Android Auto™ is a trademark of Google Inc.

Jaguar Land Rover Limited Registered Office:
Abbey Road, Whitley, Coventry, CV3 4LF,
United Kingdom
Registered in England Number: 1672070
jaguar.com

© Copyright Jaguar Land Rover Limited 2021




DESIGN

PERFORMANCE

TECHNOLOGY

PRACTICALITY
AND SAFETY

YOUR E-PACE



E-PACE

TECHNICAL SPECIFICATION
MAY 2021



E-PACE – TECHNICAL SPECIFICATION

		DIESEL
POWERTRAIN		D200
Mild Hybrid Electric Vehicle (MHEV)		-
Transmission		Automatic
Driveline: All Wheel Drive (AWD)		AWD
Maximum power (kW/rpm)		147/3,750
Maximum torque (Nm/rpm)		430/1,750-2,500
Capacity (cc)		1,997
No. of cylinders/Valves per cylinder		4/4
Cylinder layout		In-line
Bore/stroke (mm)		83/92.31
Compression ratio (:1)		16.5+/0.5
PERFORMANCE		
Acceleration (secs) 0-100 km/h		8.4
Maximum speed km/h		211
BRAKES		
Front type		Twin Piston Sliding Caliper, Vented Disc
Front diameter (mm)		349
Rear type		Single Piston Sliding Caliper, Vented Disc
Rear diameter (mm)		300
Park Brake		Integrated motor-on caliper

— Not available.

Some features on images may vary between optional and standard for different model years and due to the impact of Covid-19, many of our images have not been updated to reflect 22MY specifications. Please refer to the car configurator and additionally consult your local Retailer for detailed 22MY specifications and do not base an order on website imagery alone. Jaguar Land Rover Limited is constantly seeking ways to improve the specification, design and production of its vehicles, parts and accessories and alterations take place continually, and we reserve the right to change without notice.

E-PACE – TECHNICAL SPECIFICATION

			DIESEL
WEIGHTS (kg)*			D200
Unladen weight (EU)**			1,920
Unladen weight (DIN)†			1,845
Gross Vehicle Weight (GVW)			2,470
TOWING (kg)			
Unbraked trailer			750
Maximum towing			2,000
Maximum coupling point (nose weight)			100
Maximum vehicle and trailer combination			4,470
ROOF CARRYING (kg)			
Maximum roof load (including cross bars)			75
FUEL ECONOMY			
Fuel tank capacity - useable litres			65
Diesel Particulate Filter (DPF)			■
Driveline			AWD
Consumption	Combined	l/100km	TBC
CO ₂ Emissions	Combined	g/km	TBC

■ Standard.

*Weights reflect vehicles to standard specifications. Optional extras increase weight. **Includes a 75kg driver, full fluids and 90% fuel. †Includes full fluids and 90% fuel.

E-PACE – TECHNICAL SPECIFICATION

		PETROL
POWERTRAIN		P250
Mild Hybrid Electric Vehicle (MHEV)		-
Transmission		Automatic
Driveline: All Wheel Drive (AWD) or Front Wheel Drive (FWD)		AWD
Maximum power (kW/rpm)		184/5,500
Maximum torque (Nm/rpm)		365/1,300-4,500
Capacity (cc)		1,997.34
No. of cylinders/Valves per cylinder		4/4
Cylinder layout		In-line
Bore/stroke (mm)		83/92.29
Compression ratio (:1)		10.5+/-0.5
PERFORMANCE		
Acceleration (secs) 0-100 km/h		7.5
Maximum speed km/h		229
BRAKES		
Front type		Twin Piston Sliding Caliper, Vented Disc
Front diameter (mm)		349
Rear type		Single Piston Sliding Caliper, Solid Disc
Rear diameter (mm)		325
Park Brake		iEPB, motor on caliper

E-SPACE – TECHNICAL SPECIFICATION

			PETROL
WEIGHTS (kg)*			P250
Unladen weight (EU)**			1,857
Unladen weight (DIN)†			1,782
Gross Vehicle Weight (GVW)			2,430
TOWING (kg)			
Unbraked trailer			750
Maximum towing			1,800
Maximum coupling point (nose weight)			100
Maximum vehicle and trailer combination			4,230
ROOF CARRYING (kg)			
Maximum roof load (including cross bars)			75
FUEL ECONOMY			
Fuel tank capacity – useable litres			65
Gasoline Particulate Filter (GPF)			■
Driveline			AWD
Consumption	Combined	l/100km	From 8.0††
CO ₂ Emissions	Combined	g/km	From 186††

■ Standard.

*Weights reflect vehicles to standard specifications. Optional extras increase weight. **Includes a 75kg driver, full fluids and 90% fuel. †Includes full fluids and 90% fuel.

††The figures provided are NEDC calculated from official manufacturer’s tests. Figures may vary according to environment and driving style. For comparison purposes only. Real-world figures may differ.

E-PACE – TECHNICAL SPECIFICATION

	PETROL	PETROL PHEV
POWERTRAIN	P300	P300e
Mild Hybrid Electric Vehicle (MHEV)	■	–
Transmission	Automatic	Automatic
Driveline: All Wheel Drive (AWD)	AWD	AWD
Maximum power (kW/rpm)	221/5,500	227/5,500*
Maximum torque (Nm/rpm)	400/1,500-4,500	540/1,600-4,500*
Capacity (cc)	1,997.34	1,498
No. of cylinders/Valves per cylinder	4/4	3/4
Cylinder layout	In-line	In-line
Bore/stroke (mm)	83/92.29	83/92.29
Compression ratio (:1)	10.5+/-0.5	10.5+/-0.5
PERFORMANCE		
Acceleration (secs) 0-100 km/h	6.9	6.5
Maximum speed km/h	241	216
ELECTRIC MOTOR DATA		
Maximum power (kW)	–	80
Maximum torque (Nm)	–	260
BRAKES		
Front type	Twin Piston Sliding Caliper, Vented Disc	
Front diameter (mm)	349	349
Rear type	Single Piston Sliding Caliper, Vented Disc	
Rear diameter (mm)	325	325
Park Brake	Integrated motor-on caliper	

■ Standard — Not available.
*When combined with electric motor.

E-PACE – TECHNICAL SPECIFICATION

			PETROL	PETROL PHEV
WEIGHTS (kg)*			P300	P300e
Unladen weight (EU)**			1,952	2,173
Unladen weight (DIN)†			1,877	2,098
Gross Vehicle Weight (GVW)			2,450	2,670
TOWING (kg)				
Unbraked trailer			750	750
Maximum towing			1,800	1,500
Maximum coupling point (nose weight)			100	100
Maximum vehicle and trailer combination			4,250	4,170
ROOF CARRYING (kg)				
Maximum roof load (including cross bars)			75	75
FUEL ECONOMY				
Fuel tank capacity – useable litres			65	57.6
Gasoline Particulate Filter (GPF)			■	■
EV Range Class A Combined (NEDC2++) km			–	61
FUEL ECONOMY++				
Driveline			AWD	AWD
Consumption	Combined	l/100km	TBC	2.1
CO ₂ Emissions	Combined	g/km	TBC	48

■ Standard — Not available.

*Weights reflect vehicles to standard specifications. Optional extras increase weight. **Includes a 75kg driver, full fluids and 90% fuel. †Includes full fluids and 90% fuel. ++The figures provided are NEDC2 calculated from official manufacturer’s WLTP tests in accordance with EU legislation. For comparison purposes only. Real world figures may differ. CO₂ and fuel economy figures may vary according to wheel fitment and optional extras fitted. NEDC2 are figures calculated using a Government formula from WLTP figures equivalent to what they would have been under the old NEDC test. The correct tax treatment can then be applied.

E-SPACE - DIMENSIONS

Vehicle Height - 1,648mm

Headroom

Maximum front/rear headroom
With Fixed metal roof fitted 976/974mm
With Panoramic roof fitted 996/970mm

Legroom


Maximum front legroom 1,030mm
Maximum rear legroom 872mm

Loadspace Capacity

Height 705mm, Width 1,311mm
Loadspace width between arches 1,057mm
Maximum loadspace volume behind first row
Dry* 1,170 litres, Wet** 1,386 litres
Maximum loadspace volume behind second row
Dry* 494 litres, Wet** 601 litres

Turning Circle

Kerb-to-kerb 11.63m
Wall-to-wall 12m
Turns lock-to-lock 2.31



*Dry: Volume as measured with VDA-compliant solid blocks (200mm x 50mm x 100mm). **Wet: Volume as measured by simulating the loadspace filled with liquid.
Dimensions were measured with vehicle at unladen weight.