

TOYOTA LAND CRUISER 79 SINGLE CAB



STILL THE MASTER



Issued on: 2025/03/14



SPECIFICATIONS

LC79 4.0 P S/C

LC79 4.2 D S/C


LC79 4.5 V8 S/C

LC79 2.8 GD-6 S/C AT

LC79 2.8 GD-6 S/C MT

Engine and Drivetrain

1st Gear Ratio	4.529	4.313	4.529	3.600	4.773
2nd Gear Ratio	2.464	2.330	2.464	2.090	2.597
3rd Gear Ratio	1.490	1.436	1.490	1.488	1.570
4th Gear Ratio	1.000	1.000	1.000	1.000	1.000
5th Gear Ratio	0.881	0.838	0.881	0.688	0.775
6th Gear Ratio				0.581	
Bore x Stroke (mm)	94.0x95.0	94.0x100.0	86.0x96.0	92.0 x 103.6	92.0 x 103.6
Catalytic Converter	Standard 9R11R x2		Standard 7R13R13R	Without 7R13R13R	Without 7R13R13R
Clutch Accumulator
Compression Ratio	10.0:1	22.4:1	16.8:1	15.6 : 1	15.6 : 1
Differential Gear Ratio	4.100	4.100	3.909	4.300	4.100
Differential Lock	Front and Rear	Front and Rear	Front and Rear	Front and Rear	Front and Rear
Displacement (cm³)	3956	4164	4461	2755	2755
Emission Control	Euro 2	Euro 2	Euro 4 With OBD	Euro 2	Euro 2
Engine Code	1GR-FE	1HZ	1VD-FTV	1GD-FTV	1GD-FTV
Engine Coolant	LLC 50%	LLC 50%	LLC 50%	LLC 50%	LLC 50%
Engine Monitor Warning
Engine Oil Cooler
Engine Oil Level Warning			.	.	.
Fuel Filter
Fuel Heater		.		.	.
Fuel Sedimenter (lamp)	
Fuel System	Petrol EFI	Diesel	Diesel Common Rail	Diesel Common Rail	Diesel Common Rail
Maximum Power (kW @ r/min)	170 @ 5200	96 @ 3800	151 @ 3400	150 @ 3000-3400	150 @ 3200-3400
Maximum Torque (Nm @ r/min)	360 @ 3800	285 @ 2200	430 @ 1200-3200	500 @ 1600	450 @ 2400
Number of Cylinders and Arrangement	V-Type-6	Inline-6	V-Type-8	Inline-4	Inline-4
Radiator	514.4X560X48 FP=4.0	514.4X560X48 FP=3.5	591.8X560X48 FP=3.5	583.3X620X34 FP=3.0	583.3X620X34 FP=3.0
Reverse Gear ratio	4.313	4.220	4.313	3.732	4.545
Stabilizer	Front Only	Front Only	Front Only	Front Only	Front Only
Timing Belt Warning		.			
Tool Set	Basic	Basic	Basic	Basic	Basic



SPECIFICATIONS

LC79 4.0 P S/C

LC79 4.2 D S/C

LC79 4.5 V8 S/C

LC79 2.8 GD-6 S/C AT

LC79 2.8 GD-6 S/C MT

Engine and Drivetrain

Transfer Case	•	•	•	•	•
Turbo Charger			•	•	•
Valve Mechanism	24 DOHC, VVT-I	12 SOHC	32 DOHC	16 DOHC	16 DOHC
Free Wheel Hub	•	•	•	•	•
Engine capacity (litre)	4.0	4.2	4.5	2.8	2.8
Battery	80D26R	80D26R	105D31R	105D31R	

Transmission

Transmission	Manual-5-speed	Manual-5-speed	Manual-5-speed	Automatic-6-speed	Manual-5-speed
Driven Wheels	4WD	4WD	4WD	4WD	4WD

Suspension

Front	Rigid Axle (Coil)	Rigid Axle (Coil)	Rigid Axle (Coil)	Rigid Axle (Coil)	Rigid Axle (Coil)
Rear	Rigid-Axle-(Leaf)	Rigid-Axle-(Leaf)	Rigid-Axle-(Leaf)	Rigid-Axle-(Leaf)	Rigid-Axle-(Leaf)

Wheels and Tyres


Spare Wheel	Full 265-70R16Alloy	Full 265-70R16Alloy	Full 265-70R16Alloy	Full 265-70R16Alloy	Full 265-70R16Alloy
Tyre Size	F:265-70R16Alloy R:265-70R16Alloy	F:265-70R16Alloy R:265-70R16Alloy	F:265-70R16Alloy R:265-70R16Alloy	F:265-70R16Alloy R:265-70R16Alloy	F:265-70R16Alloy R:265-70R16Alloy
Spare Wheel Carrier	Load Box	Load Box	Load Box	Load Box	Load Box

Body and Styling

Antenna	•	•	•	•	•
Body Colour	Monotone	Monotone	Monotone	Monotone	Monotone
Engine Under Cover & Protector	•	•	•	•	•
Front Bumper	Black	Black	Black + Plated	Black	Black
Front Fog Lamps	Standard LED	Standard LED	Standard LED	Standard LED	Standard LED
Windshield Glass	Laminated, Green	Laminated, Green	Laminated, Green	Laminated, Green	Laminated, Green
Grade Mark			Standard LX	•	•
Headlights	Halogen	Halogen	Halogen	Halogen	Halogen
Side Mirrors	Black	Black	Black	Black	Black
Over-Fenders	•	•	•	•	•
Front Grille	Material	Material	Material	Material	Material
Tow Hook	Standard 2	Standard 2	Standard 2	Standard 2	Standard 2
Front Window Wiper	Intermittent	Intermittent	Intermittent	Intermittent	Intermittent
Snorkel			•		
Loadbox	•	•	•	•	•
Side Step	Standard Black	Standard Black	Standard Aluminium	Standard Black	Standard Black

Interior, Comfort and Convenience

4WD Selector	Standard Lever	Standard Lever	Standard Lever	Standard Lever	Standard Lever
Assist Grip	Standard 3	Standard 3	Standard 3	Standard 3	Standard 3



SPECIFICATIONS

LC79 4.0 P S/C

LC79 4.2 D S/C

LC79 4.5 V8 S/C

LC79 2.8 GD-6 S/C AT


LC79 2.8 GD-6 S/C MT

Interior, Comfort and Convenience

Clock	Standard Digital	Standard Digital	Standard Digital	Standard Digital	Standard Digital
Cupholders	•	•	•	•	•
Door Pockets	Without	Without	Standard	Without	Without
Floor Carpet Trim	PVC	PVC	Carpet	PVC	PVC
Front Headrest	Adjustable 2	Adjustable 2	Adjustable 2	Adjustable 2	Adjustable 2
Glove Box	Lockable	Lockable	Lockable	Lockable	Lockable
Rear View Mirror	Day & Night	Day & Night	Day & Night	Day & Night	Day & Night
Room Lamp	•	•	•	•	•
Seat Trim	Vinyl	Vinyl	Fabric	Fabric	Fabric
Shift Lever & Knob	Urethane	Urethane	Urethane	Urethane	Urethane
Speedometer	Analog	Analog	Analog	Analog	Analog
Steering Wheel	4 Spoke Urethane	4 Spoke Urethane	4 Spoke Leather+Wood	4 Spoke Leather+Wood	4 Spoke Leather+Wood
Water Temperature Meter	•	•	•	•	•
Seat Back Pockets	•	•	•	•	•
Centre Console	Standard Rear	Standard Rear	Standard Rear	Standard Front, Rear	Standard Rear
Airconditioner	Manual	Manual	Manual	Manual	Manual
Door Ajar Warning	•	•	•	•	•
Footrest	•	•	•	•	•
Front Seat Adjustment	Manual	Manual	Manual	Manual	Manual
Heater	Manual	Manual	Manual	Manual	Manual
Power Socket	Front - 12V	Front - 12V	Front - 12V	Front - 12V	Front - 12V
Power Steering	Hydraulic	Hydraulic	Hydraulic	Hydraulic	Hydraulic
Electric Windows	All One Touch Driver only	All One Touch Driver only	All One Touch Driver only	All One Touch Driver only	All One Touch Driver only
Speakers	Standard 2	Standard 2	Standard 2	Standard 2	Standard 2
Steering Column Adjustments	Manual Tilt & Telescopic, Collapsible	Manual Tilt & Telescopic, Collapsible	Manual Tilt & Telescopic, Collapsible	Manual Tilt & Telescopic, Collapsible	Manual Tilt & Telescopic, Collapsible
Sun Visor	Standard	Standard	Standard	Standard	Standard
Toyota Connect Enabled	•	•	•	•	•
USB			Standard 2		
USB Type C			Standard 2PCs		

Safety and Security

Anti-Theft System	Siren Alarm + Immobiliser	Siren Alarm + Immobiliser	Siren Alarm + Immobiliser	Siren Alarm + Immobiliser	Siren Alarm + Immobiliser
Front Airbag(s)	Standard Driver + Passenger	Standard Driver + Passenger	Standard Driver + Passenger	Standard Driver + Passenger	Standard Driver + Passenger



SPECIFICATIONS

LC79 4.0 P S/C

LC79 4.2 D S/C

LC79 4.5 V8 S/C

LC79 2.8 GD-6 S/C AT

LC79 2.8 GD-6 S/C MT

Safety and Security

Front Brake	Ventilated Disc	Ventilated Disc	Ventilated Disc	Ventilated Disc	Ventilated Disc
Front Seat Belts	ELR	ELR	ELR	ELR	ELR
Power Door Lock	Standard	Standard	Standard	Standard	Standard
Rear Brake	Drum	Drum	Drum	Drum	Drum
Rear Seat Belts	Without	Without	Without	Without	Without
Spare Wheel Anti-Theft Lock
Wireless Door Lock	Standard Remote	Standard Remote	Standard Remote	Standard Remote	Standard Remote

Driver Support Systems


Anti-Lock Braking System (ABS)
Brake Assist (BA)				.	.
Electronic Brake Force Distribution (EBD)				.	.
Hill Assist Control (HAC)				.	.
Traction Control (TRC)				Standard, Active Traction Control (ATRC)	Standard, Active Traction Control (ATRC)
Vehicle Stability Control (VSC)				.	.
Downhill Assist Control (DAC)				.	.

Service and Warranty

Service Plan	Optional	Optional	Optional	Optional	Optional
Service Interval	12 months / 10,000km	12 months / 5,000km	12 months / 10,000km	12 months / 10,000km	12 months / 10,000km
Warranty	3 years / 100,000km	3 years / 100,000km	3 years / 100,000km	3 years / 100,000km	3 years / 100,000km

Dimensions and Capacities

Washer Tank (l)	3.0	3.0	3.0	3.0	3.0
Approach Angle (°)	33.0	33.0	33.0	33.0	33.0
Departure Angle (°)	27.0	27.0	27.0	27.0	27.0
Front Overhang (mm)	850	850	860	850	850
Front Tread (mm)	1555	1555	1555	1555	1555
Fuel Tank Size (L)	90	90	90	90	90
Gross Combination Mass (GCM)	4700	4700	6800	6800	6800
Ground Clearance (mm)	235	235	235	235	235
Gross Vehicle Mass (GVM)	3200	3200	3300	3300	3300
Height (mm)	1955	1955	1955	1955	1955
Interior Height (mm)	1120	1120	1120	1120	1120
Interior Length (mm)	980	980	980	980	980
Interior Width (mm)	1510	1510	1510	1510	1510
Kerb Weight (kg)	2015	2090	2200	2120	2120



SPECIFICATIONS

LC79 4.0 P S/C

LC79 4.2 D S/C


LC79 4.5 V8 S/C

LC79 2.8 GD-6 S/C AT

LC79 2.8 GD-6 S/C MT

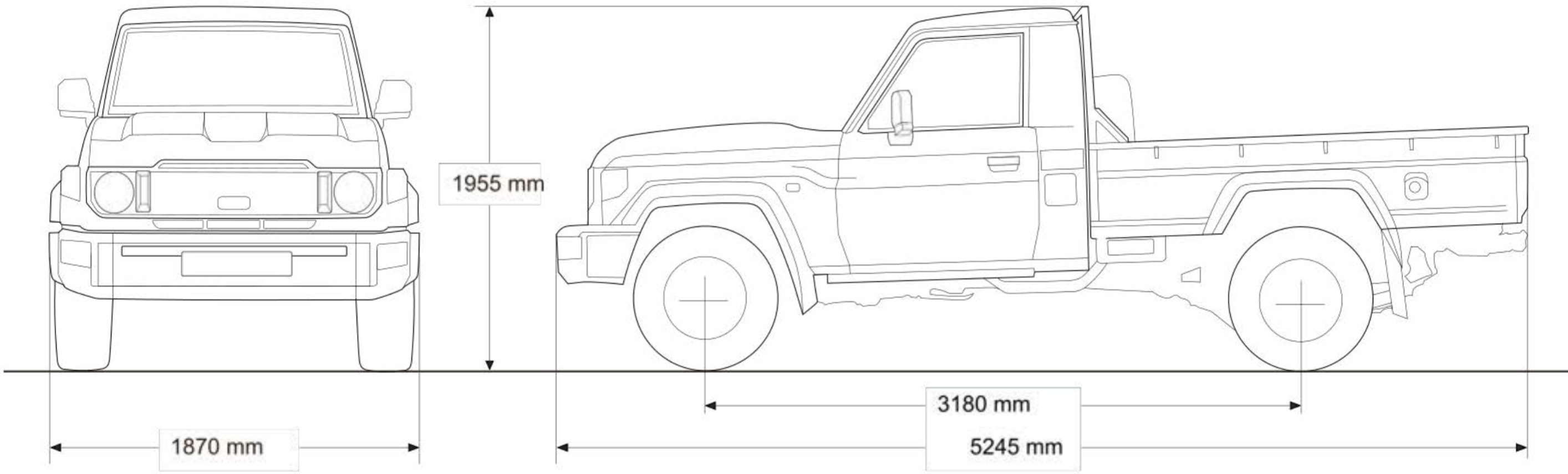
Dimensions and Capacities

Length (mm)	5235	5235	5245	5235	5235
Rear Overhang (mm)	1205	1205	1205	1205	1205
Rear Tread (mm)	1460	1460	1460	1460	1460
Secondary Fuel Tank (L)	90	90	90	90	90
Towing Capacity - Unbraked (kg)	750	750	750	750	750
Towing Capacity - Braked (kg)	1500	1500	3500	3500	3500
Turning circle (tyres, m)	7.2	7.2	7.2	7.2	7.2
Wheelbase (mm)	3180	3180	3180	3180	3180
Width (mm)	1870	1870	1870	1870	1870
Top Speed (km/h)	165	140	160	150	150



SPECIFICATIONS

LINE DRAWING



EXTERIOR COLOURS

FOR ILLUSTRATIVE PURPOSES ONLY.

MONOTONE

058 - Ivory White

1F7 - Satin Silver
Metallic1G3 - Graphite Grey
Metallic

3Q3 - Ruby Metallic



4E9 - Sand Beige



8H6 - Dark Blue

**Disclaimer:**

The information contained within or made available on any Toyota platform or note including but not limited to, this website/brochure/specification sheet, is provided for information purposes only. While we make reasonable efforts to update the information on our platform/s, Toyota Motor Corporation of Japan, and Toyota South Africa Motors (Pty) Ltd makes no representations, warranties, or guarantees, whether express or implied, that the content is accurate, complete or up to date, and all information contained herein is subject to change without notice.

Vehicle specifications may vary depending on the model, trim level, and market. Colours depicted on print and web material may not match the actual vehicle colour. Fuel consumption figures are estimates based on standardised testing conditions and actual results may vary due to (but not limited to) driving style, vehicle loading, tyres, wind, traffic, and accessories. All dimensions, capacities, and performance figures are approximate. Some features/options may be optional or only available on certain models/trim levels. Images and illustrations are for illustrative purposes only and may not reflect the actual vehicle.

Your use of, or reliance on, any information or contents herein is entirely at your own risk. Toyota Motor Corporation of Japan and Toyota South Africa Motors (Pty) Ltd (including its owners, agents, consultants, employees, and any affiliated person(s)) are not responsible for any loss or damages related to your use of, reliance on, or understanding of any information or contents on this or any other Toyota platform. This includes, without limitation, any direct, indirect, special, incidental, consequential, or punitive damages in terms of any contract, delict (breach of a duty of care) or law.

Furthermore, Toyota Motor Corporation of Japan and Toyota South Africa Motors (Pty) Ltd do not guarantee the uninterrupted or error-free operation of any platform or the availability of content, and are not liable for any interruptions, errors, or damages caused by any technical issues or limitations of these platforms, including but not limited to, server downtime, software malfunctions, or internet connectivity issues.

