


---

# TOYOTA QUANTUM PANEL VAN



Issued on: 2025/02/25



# SPECIFICATIONS

Quantum 2.8 SLWB PV 3-s

Quantum 2.8 LWB CC 6-s

Quantum 2.8 LWB PV 3-s

Quantum 2.8 SLWB PV 3-s

## Engine and Drivetrain

Bore x Stroke (mm)	92.0x103.6	92.0x103.6	92.0x103.6	92.0x103.6
Fuel System	Diesel Common Rail	Diesel Common Rail	Diesel Common Rail	Diesel Common Rail
Maximum Power (kW @ r/min)	130 @ 3400	130 @ 3400	130 @ 3400	130 @ 3400
Maximum Torque (Nm @ r/min)	420 @ 1400-2600	420 @ 1400-2600	420 @ 1400-2600	420 @ 1400-2600
Number of Cylinders and Arrangement	Inline-4	Inline-4	Inline-4	Inline-4
Turbo Charger	.	.	.	.
Engine capacity (litre)	2.8	2.8	2.8	2.8

## Transmission

Transmission	Manual-6-speed	Manual-6-speed	Manual-6-speed	Manual-6-speed
Driven Wheels	RWD	RWD	RWD	RWD
Starting System	Rotary (Mechanical)	Rotary (Mechanical)	Rotary (Mechanical)	Rotary (Mechanical)

## Suspension

Front	MacPherson	MacPherson	MacPherson	MacPherson
Rear	Leaf-Spring	Leaf-Spring	Leaf-Spring	Leaf-Spring

## Wheels and Tyres


Spare Wheel	Full 215-70 R16C Steel	Full 215-70 R16C Steel	Full 215-70 R16C Steel	Full 215-70 R16C Steel
Tyre Size	F:215-70 R16C Steel R:215-70 R16C Steel	F:215-70R 16C Steel R:215-70 R16C Steel	F:215-70 R16C Steel R:215-70 R16C Steel	F:215-70 R16C Steel R:215-70 R16C Steel

## Body and Styling

Daytime Running Light	Standard Bulb	Standard Bulb	Standard Bulb	Standard Bulb
Door Outside Handles	Black	Black	Black	Black
Front Bumper	Black	Black	Black	Black
Headlights	Halogen	Halogen	Halogen	Halogen
Headlamp Levelling	Standard Manual	Standard Manual	Standard Manual	Standard Manual
Light Control System	.	.	.	.
Luggage Boot / Rear Door	.	Standard Lift Type	Standard Double Leaf	Standard Double Leaf
Side Mirrors	Black Retractable	Colour Coded Power / With Indicator / Power Retractable	Colour Coded Power / With Indicator / Power Retractable	Colour Coded Power / With Indicator / Power Retractable
Front Grille	Black, Colour	Black, Colour	Black, Colour	Black, Colour
Rear Bumper	Black	Black	Black	Black
Rear Lights	Bulb Type	Bulb Type	Bulb Type	Bulb Type
Rear Fog Lamp	.	.	.	.
Front Window Wiper	Intermittent	Intermittent	Intermittent	Intermittent

## Interior, Comfort and Convenience

Cupholders	.	.	.	.
Door Scuff Plate	Standard Resin	Standard Resin	Standard Resin	Standard Resin
Front Headrest	Adjustable 3	Adjustable 3	Adjustable 3	Adjustable 3
Rear View Mirror	Day & Night	Day & Night	Day & Night	Day & Night



# SPECIFICATIONS

Quantum 2.8 SLWB PV 3-s

Quantum 2.8 LWB CC 6-s

Quantum 2.8 LWB PV 3-s


Quantum 2.8 SLWB PV 3-s

## Interior, Comfort and Convenience

Key Reminder Warning	Standard Buzzer	Standard Buzzer	Standard Buzzer	Standard Buzzer
Meter Illumination Control	•	•	•	•
Overhead Console	Standard	Standard	Standard	Standard
Seat Trim	Fabric	Fabric	Fabric	Fabric
Shift Lever & Knob	Urethane	Urethane	Urethane	Urethane
Speedometer	Analog	Analog	Analog	Analog
Steering Wheel	3 Spoke Urethane	3 Spoke Urethane	3 Spoke Urethane	3 Spoke Urethane
Centre Console	Standard Rear	Standard Rear	Standard Rear	Standard Rear
2nd Row Seats		Fixed		
Airconditioner	Manual	Manual	Manual	Manual
Audio System	Toyota Display Audio, DAB, 8-inch	Toyota Display Audio, DAB, 8-inch	Toyota Display Audio, DAB, 8-inch	Toyota Display Audio, DAB, 8-inch
Reverse Camera	Display Audio	Display Audio	Display Audio	Display Audio
Bluetooth	•	•	•	•
Front Seat Adjustment	Driver & Passenger Manual	Driver & Passenger Manual	Driver & Passenger Manual	Driver & Passenger Manual
Front Seat Reclining	Driver & Passenger Manual	Driver & Passenger Manual	Driver & Passenger Manual	Driver & Passenger Manual
Front Seat Vertical Adjuster	Driver Manual	Driver Manual	Driver Manual	Driver Manual
Light Remind Warning	•	•	•	•
Heater	Manual	Manual	Manual	Manual
Multi-Information Display	•	•	•	•
Power Socket	Front - 12V x2	Front - 12V x2	Front - 12V x2	Front - 12V x2
Power Steering	Hydraulic	Hydraulic	Hydraulic	Hydraulic
Electric Windows	Front One Touch Driver & Passenger Only	Front One Touch Driver & Passenger Only	Front One Touch Driver & Passenger Only	Front One Touch Driver & Passenger Only
Speakers	Standard 2	Standard 2	Standard 2	Standard 2
Steering Column Adjustments	Manual Tilt, Telescopic	Manual Tilt, Telescopic	Manual Tilt, Telescopic	Manual Tilt, Telescopic
Steering Switches	Standard Audio, Telephone, Info Display, Voice Command	Standard Audio, Telephone, Info Display, Voice Command	Standard Audio, Telephone, Info Display, Voice Command	Standard Audio, Telephone, Info Display, Voice Command
Sun Visor	Standard	Standard	Standard	Standard
USB	Standard 1	Standard 1	Standard 1	Standard 1
Toyota Connect Enabled	•	•	•	•
USB Type A		Standard 1PC	Standard 1PC	Standard 1PC

## Safety and Security

Anti-Theft System	Immobiliser Alarm	Immobiliser Alarm	Immobiliser Alarm	Immobiliser Alarm
Emergency Brake Signal	•	•	•	•



# SPECIFICATIONS

Quantum 2.8 SLWB PV 3-s

Quantum 2.8 LWB CC 6-s

Quantum 2.8 LWB PV 3-s

Quantum 2.8 SLWB PV 3-s

## Safety and Security

Parking Brake	Lever	Lever	Lever	Lever
Front Brake	Ventilated Disc	Ventilated Disc	Ventilated Disc	Ventilated Disc
Front Seat Belts	ELR, Pretensioner, Force Limiter	ELR, Pretensioner, Force Limiter	ELR, Pretensioner, Force Limiter	ELR, Pretensioner, Force Limiter
Power Door Lock	Standard	Standard	Standard	Standard
Rear Brake	Drum	Drum	Drum	Drum
Seat Belt Warning	Front Light	Front Light	Front Light	Front Light
Wireless Door Lock	.	.	.	.
Airbags	Driver, Passenger	Driver, Passenger	Driver, Passenger	Driver, Passenger
Child Lock		.		
Child Restraint System (ISOFIX)		Standard 2		
Rear Seat Belts		Standard		

## Driver Support Systems


Park Distance Control	Standard Front + Rear	Standard Front + Rear	Standard Front + Rear	Standard Front + Rear
Anti-Lock Braking System (ABS)	.	.	.	.
Brake Assist (BA)	.	.	.	.
Hill Assist Control (HAC)	.	.	.	.
Vehicle Stability Control (VSC)	.	.	.	.
Trailer Sway Control (TSC)	.	.	.	.
Traction Control (TRC)	Standard	Standard	Standard	Standard

## Service and Warranty

Service Plan	9 Services / 90,000km	9 Services / 90,000km	9 Services / 90,000km	9 Services / 90,000km
Service Interval	12 months / 10,000km	12 months / 10,000km	12 months / 10,000km	12 months / 10,000km
Warranty	3 years / 100,000km	3 years / 100,000km	3 years / 100,000km	3 years / 100,000km

## Dimensions and Capacities

Front Overhang (mm)	950	950	950	950
Front Tread (mm)	1678	1678	1678	1678
Fuel Tank Size (L)	70	70	70	70
Gross Combination Mass (GCM)	4900	5200	5200	4900
Ground Clearance (mm)	177	176	176	177
Gross Vehicle Mass (GVM)	3500	3300	3300	3500
Height (mm)	2280	1990	1990	2280
Kerb Weight (kg)	2355	2325	2235	2375
Length (mm)	5915	5265	5265	5915
Rear Overhang (mm)	1105	1105	1105	1105



# SPECIFICATIONS

Quantum 2.8 SLWB PV 3-s

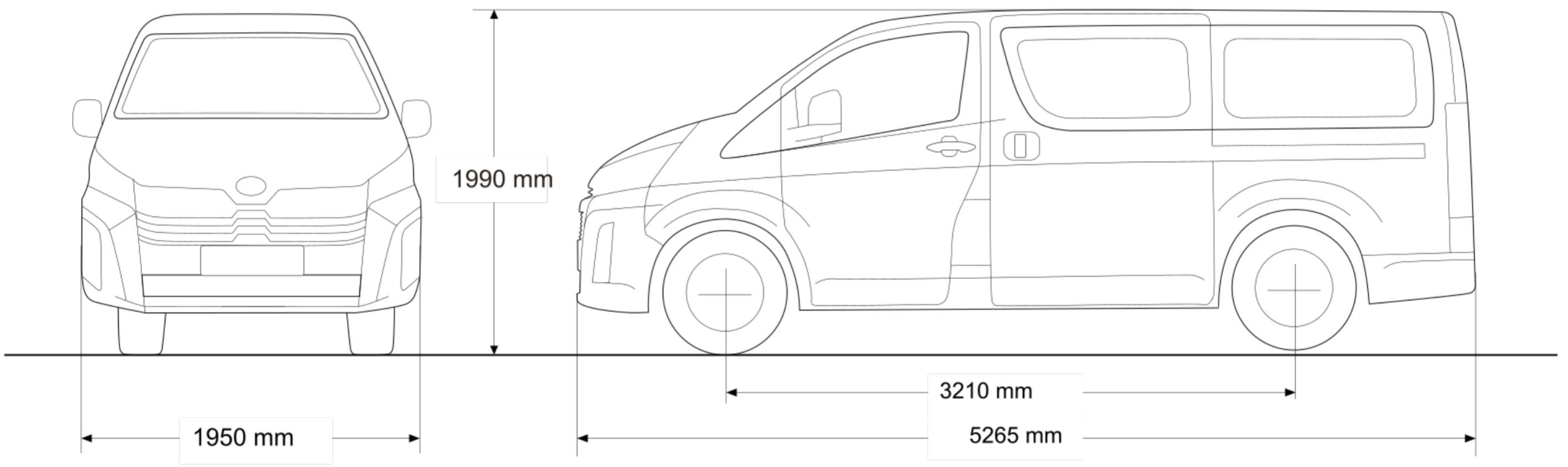
Quantum 2.8 LWB CC 6-s

Quantum 2.8 LWB PV 3-s

Quantum 2.8 SLWB PV 3-s

Dimensions and Capacities				
Rear Tread (mm)	1671	1671	1671	1671
Towing Capacity - Unbraked (kg)	400	400	400	400
Towing Capacity - Braked (kg)	1400	1900	1900	1400
Wheelbase (mm)	3860	3210	3210	3860
Width (mm)	1950	1950	1950	1950
Top Speed (km/h)	165	170	170	165

**LINE DRAWING**




**EXTERIOR COLOURS**

FOR ILLUSTRATIVE PURPOSES ONLY.

**MONOTONE**

058 - Ivory White

1E7 - Quicksilver  
Metallic**Toyota**  
Financial Services**Disclaimer:**

The information contained within or made available on any Toyota platform or note including but not limited to, this website/brochure/specification sheet, is provided for information purposes only. While we make reasonable efforts to update the information on our platform/s, Toyota Motor Corporation of Japan, and Toyota South Africa Motors (Pty) Ltd makes no representations, warranties, or guarantees, whether express or implied, that the content is accurate, complete or up to date, and all information contained herein is subject to change without notice.

Vehicle specifications may vary depending on the model, trim level, and market. Colours depicted on print and web material may not match the actual vehicle colour. Fuel consumption figures are estimates based on standardised testing conditions and actual results may vary due to (but not limited to) driving style, vehicle loading, tyres, wind, traffic, and accessories. All dimensions, capacities, and performance figures are approximate. Some features/options may be optional or only available on certain models/trim levels. Images and illustrations are for illustrative purposes only and may not reflect the actual vehicle.

Your use of, or reliance on, any information or contents herein is entirely at your own risk. Toyota Motor Corporation of Japan and Toyota South Africa Motors (Pty) Ltd (including its owners, agents, consultants, employees, and any affiliated person(s)) are not responsible for any loss or damages related to your use of, reliance on, or understanding of any information or contents on this or any other Toyota platform. This includes, without limitation, any direct, indirect, special, incidental, consequential, or punitive damages in terms of any contract, delict (breach of a duty of care) or law.

Furthermore, Toyota Motor Corporation of Japan and Toyota South Africa Motors (Pty) Ltd do not guarantee the uninterrupted or error-free operation of any platform or the availability of content, and are not liable for any interruptions, errors, or damages caused by any technical issues or limitations of these platforms, including but not limited to, server downtime, software malfunctions, or internet connectivity issues.

